



SOUND PLAY GROUND

Design Development Package

Jami Sparano

MA Exhibition and Experience Design

SUNY Fashion Institute of Technology

Drawing Index

Executive Summary

- EX.100 Statements
- EX.101 Client / Venue
- EX.102 Site Plan / Photos
- EX.103 Sponsorship
- EX.104 Audience
- EX.105 Goals
- EX.106 Interpretive Approach
- EX.107 Concept Diagram
- EX.108 Concept Floor Diagram
- EX.109 Area Summaries / Flow
- EX.110 Energy Diagram

Programming

- EX.200 Entry Experience
- EX.201 Introduction Wall
- EX.202 Intro Wall Detail
- EX.203 Frequency Functioning
- EX.204 Sound Will Bounce

- EX.205 Frequency Slides
- EX.206 You Are the Sound
- EX.207 Hair Cell Swing
- EX.208 Sound Sensation
- EX.209 Chladni Sandbox
- EX.210 SpectroGram Screen
- EX.211 Spectro Gram Filter
- EX.212 Chromesthesia Sketching
- EX.213 Ambient Thumper
- EX.214 Emotion Composer
- EX.215 Emotion Composer Cloud
- EX.216 Sound Simplified

Schedules

- EX.300 Graphic Schedule
- EX.301 Graphic Specifications
- EX.302 Material Schedule
- EX.303 Lighting Schedule
- EX.304 Media Schedule

Plans

- EX.400 Dimensional Plan
- EX.401 Material Plan
- EX.402 Reflected Ceiling Plan
- EX.403 Graphic Location Plan
- EX.404 Power Plan
- EX.405 Media Plan

Graphics

- EX.500 Graphic Identity
- EX.501 Logo
- EX.502 Typography
- EX.503 Area Graphic Cues
- EX.504 Look + Feel Inspiration
- EX.505 Graphic Look + Feel
- EX.506 Look + Feel Synthesis
- EX.507 Poster
- EX.508 Billboard Advertisement
- EX.509 Interior Lobby Banner

- EX.510 Boston T Wayfinding
- EX.511 Docent Apparel

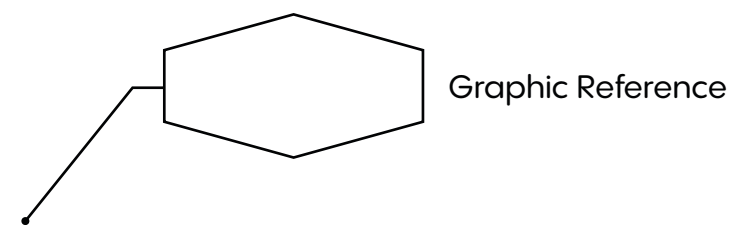
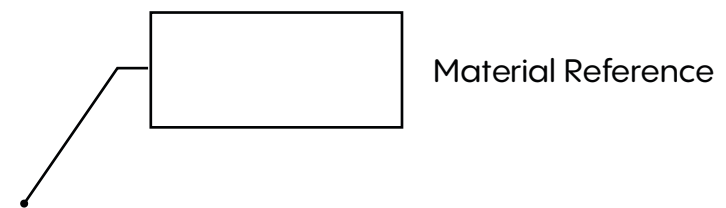
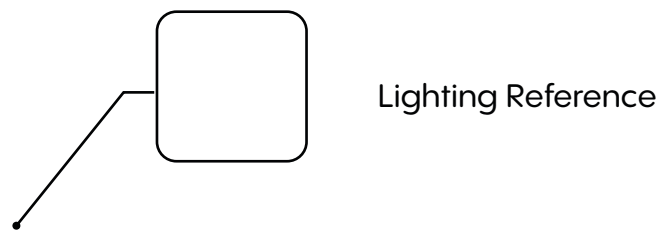
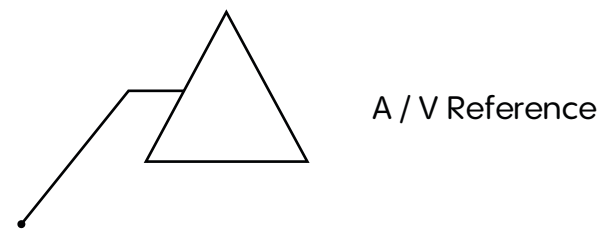
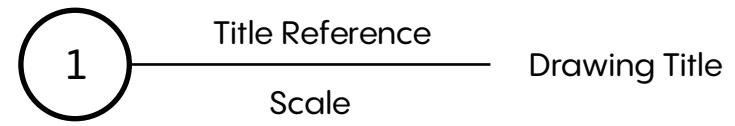
Design Drawings

- EX.600 Introduction Wall
- EX.601 Entry Graphic 1
- EX.602 Entry Graphic 2
- EX.603 Area + Directive Signage
- EX.604 Sign Reference
- EX.605 Area Title Signage
- EX.606 Wayfinding Park Sign
- EX.607 Sound Will Bounce

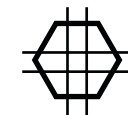
Collateral + Prototypes

- EX.701 Sound Machine
- EX.702 Headphones
- EX.703 Jump Rope
- EX.704 Socks
- EX.705 Chladni Prototype
- EX.706 Composer Prototype

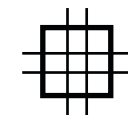
Symbols List



Detail Callout



Wall Power Receptacle



Floor Power Receptacle



Ceiling Power Receptacle

Executive Summary

Statements

Thesis Statement

Sound has the power to impact human consciousness on neurological and psychological levels, thus altering our lives more profoundly than we may readily acknowledge.

Particular sound waves, or frequencies, at the core of soundscapes and musical compositions, influence thoughts, feelings, and expression in ways that directly inform how people will engage with the world around them.

By understanding the relationship between sound frequencies and human consciousness, experiential designers can harness the effect(s) soundscapes have in fabricated environments and how they can be composed in order to affect the quality of group dynamics, enhance learning outcomes, and aid in audience wayfinding.


Big Idea

This exhibition will demonstrate how sound frequencies can shape our conscious states on neurological and psychological levels, i.e, impacting mood, behaviors, and cognitive processes. Through this, people will gain a deeper understanding of themselves in relationship to how sound operates and how it presents itself in everyday life.


Project



Client/Location

 **Museum of Science**
1 Museum Of Science Driveway,
Boston, MA 02114
Blue Wing on the lower level

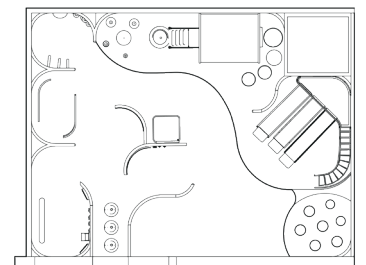
Designer

 **JAMI SPARANO**
Jami.Sparano@gmail.com
JamiSparano.com

Scale

NTS

Plan Location



Notes

DRAWINGS FOR DESIGN INTENT ONLY

Page Number

EX.100

Executive Summary

Client and Venue

Museum of Science

"As science and technology increasingly shape our lives, the Museum of Science strives to equip and inspire everyone to use science for the global good."

The Museum's singular location connecting Boston and Cambridge puts us at the junction of some of the world's most influential academic institutions and industries, local and state government, schools, and the public. Trusted by each sector, we are ideally positioned to convene, inspire, and create meaningful experiences for all."

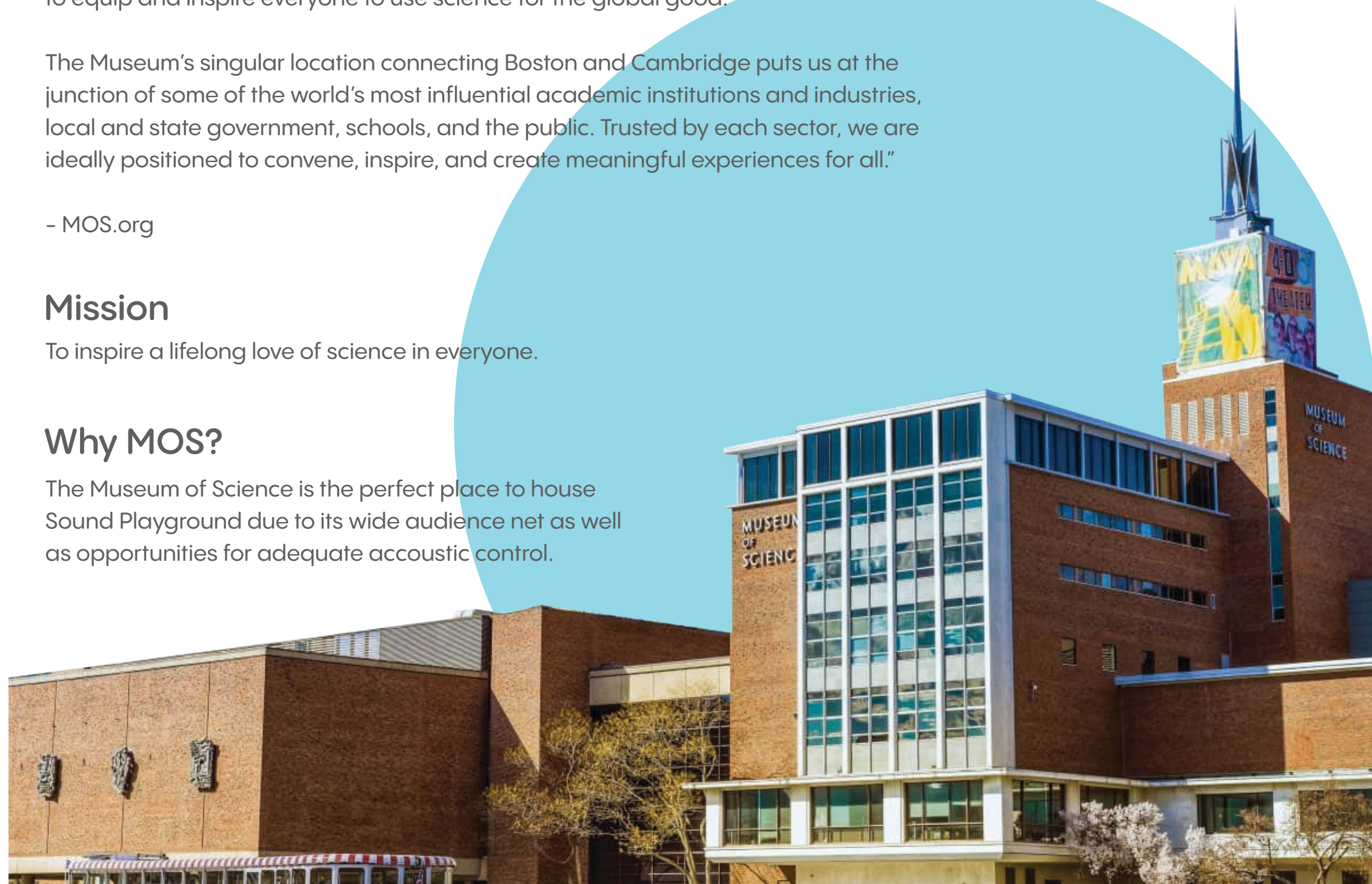
- MOS.org

Mission

To inspire a lifelong love of science in everyone.

Why MOS?


The Museum of Science is the perfect place to house Sound Playground due to its wide audience net as well as opportunities for adequate acoustic control.




Project



Client/Location

 **Museum of Science**
1 Museum Of Science Driveway,
Boston, MA 02114
Blue Wing on the lower level

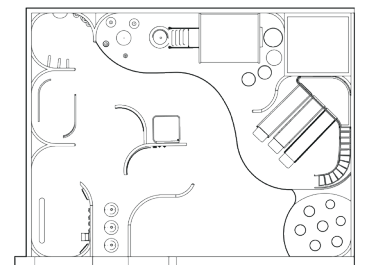
Designer

 **JAMI SPARANO**
Jami.Sparano@gmail.com
JamiSparano.com

Scale

NTS

Plan Location



Notes

DRAWINGS FOR DESIGN INTENT ONLY

Page Number

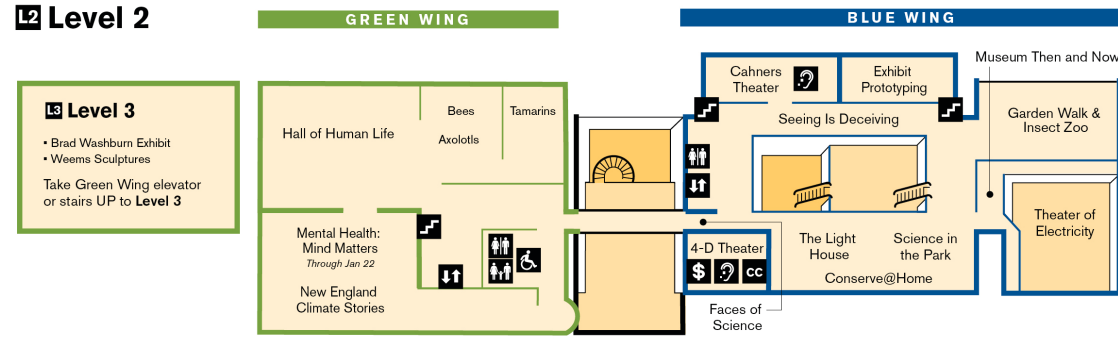
EX.101

Executive Summary

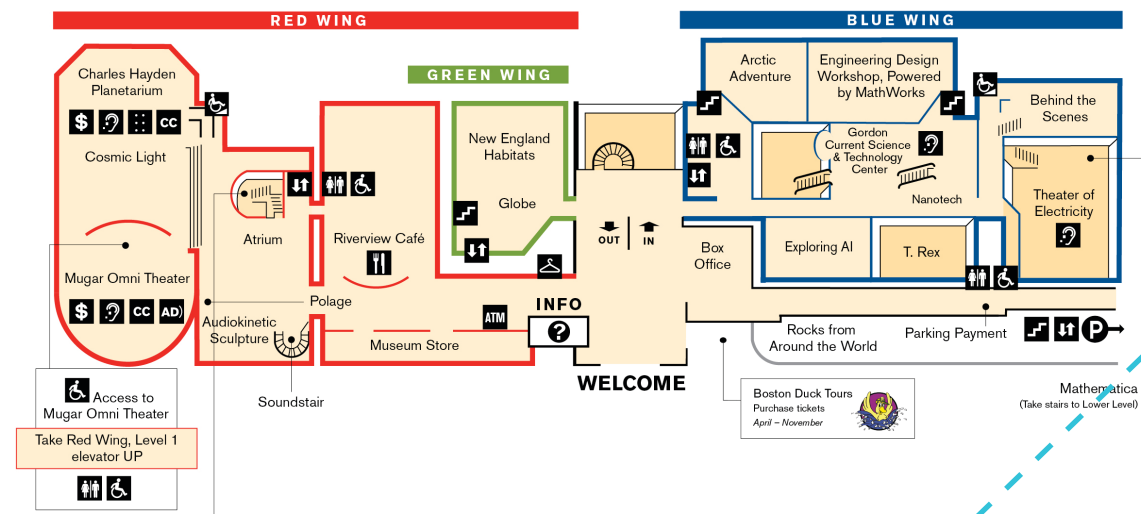
Site Plan and Photos

Museum of Science

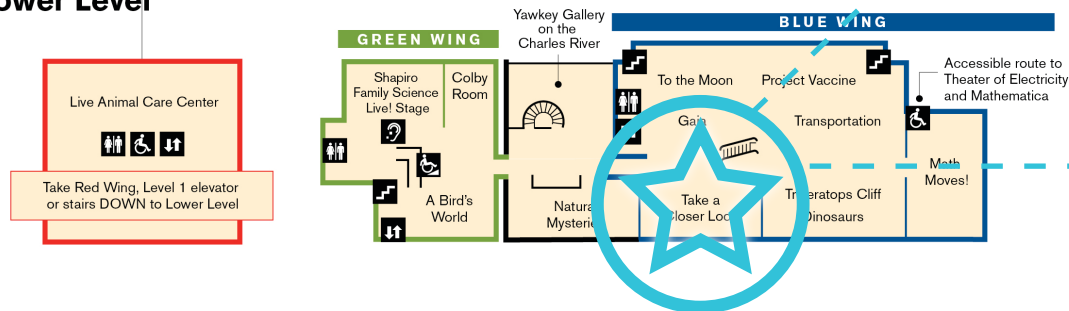
Level 2



Level 1



Lower Level



Project



Client/Location

Museum of Science
 1 Museum Of Science Driveway,
 Boston, MA 02114
 Blue Wing on the lower level

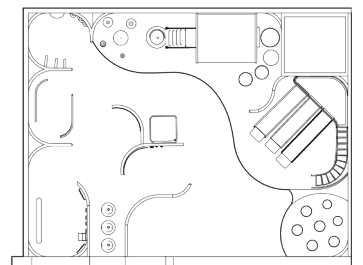
Designer

JAMI SPARANO
 Jami.Sparano@gmail.com
 JamiSparano.com

Scale

NTS

Plan Location



Notes

DRAWINGS FOR DESIGN INTENT ONLY

Page Number

EX.102

Executive Summary

Sponsorship



In collaboration with
The National Science Foundation


Mission

To promote the progress of science; to advance the national health, prosperity, and welfare; and to secure the national defense; and for other purposes.

Project



Client/Location

 **Museum of Science**
1 Museum Of Science Driveway,
Boston, MA 02114
Blue Wing on the lower level

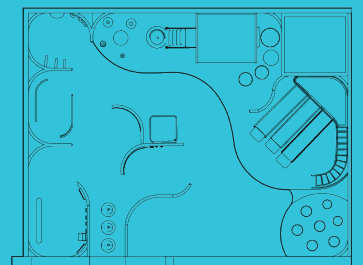
Designer

 **JAMI SPARANO**
Jami.Sparano@gmail.com
JamiSparano.com

Scale

NTS

Plan Location



Notes

DRAWINGS FOR DESIGN INTENT ONLY

Page Number

EX.103

Executive Summary

Target Audience

Primary:

Massachusetts 4th-grade students following the state's Science and Art curriculums that introduce properties of sound and music

Secondary:

Families and caregivers with children


Tertiary:

Boston tourists looking for a way to stimulate their city experience with something fun, educational, and unique


Project



Client/Location

 **Museum of Science**
1 Museum Of Science Driveway,
Boston, MA 02114
Blue Wing on the lower level

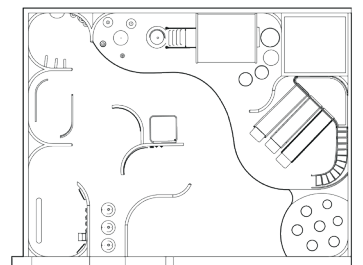
Designer

 **JAMI SPARANO**
Jami.Sparano@gmail.com
JamiSparano.com

Scale

NTS

Plan Location



Notes

DRAWINGS FOR DESIGN INTENT ONLY

Page Number

EX.104

Executive Summary

Exhibition Goals

Education Goals

Visitors will learn...

- What sound frequencies are and how they play a considerable role in shaping our consciousness, i.e, mood, behavior, identity, and decision-making
- About the relationship between themselves and the soundscapes that are around them
- How sound functions at its very core and how humans process it from neurological and psychological standpoints

Experience Goals

The audience will experience...

- A number of playful and informative activities that will break down sound frequencies by their functioning, processing, and visual properties
- Soundscapes that are intentionally designed or pulled from real-life scenarios
- A heightened awareness of the impact that sound can have on them
- Ways to interpret sound outside of hearing

Project Goals


This exhibition aims...

- To help audiences gain a deeper understanding of the sonic worlds they occupy by learning the functionality of audio frequencies in relationship to how humans process them
- To demonstrate a unique way to asses enviromental soundscapes
- To look at sound through a lense thats blends neuroscience and psychology
- To equip the audience with new ways to think about sound


Project



Client/Location

 **Museum of Science**
1 Museum Of Science Driveway,
Boston, MA 02114
Blue Wing on the lower level

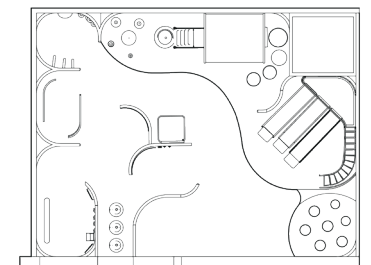
Designer

 **JAMI SPARANO**
Jami.Sparano@gmail.com
JamiSparano.com

Scale

NTS

Plan Location



Notes

DRAWINGS FOR DESIGN INTENT ONLY

Page Number

EX.105

Executive Summary

Interpretive Approach

Interpretive Approach



Sound Playground is a children’s exhibition that aims to raise awareness of sound and soundscapes. In turn, this heightened awareness will help younger audiences gain a better sense of themselves and the world(s) they inhabit through a unique and often overlooked lense. Awareness and perception are the key to individual consciousness. To create viable connection between sound and an individual’s psyche will help to facilitate greater bonds with one’s inner self.


The visitor experience will begin with entry moments that encourage people to think about sound along with an overview of soundscapes and how they appear in everyday life. Then, the audience will weave through various high-energy and low-energy activity zones, creating a rhythmic passage that allows for moments of action and reflection. Each activity will highlight a different facet of sound and its affect, as well as multiple ways to interpret soundscapes.




Project



Client/Location

 **Museum of Science**
1 Museum Of Science Driveway,
Boston, MA 02114
Blue Wing on the lower level

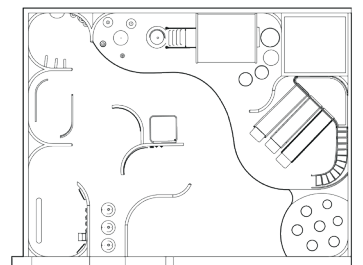
Designer

 **JAMI SPARANO**
Jami.Sparano@gmail.com
JamiSparano.com

Scale

NTS

Plan Location



Notes

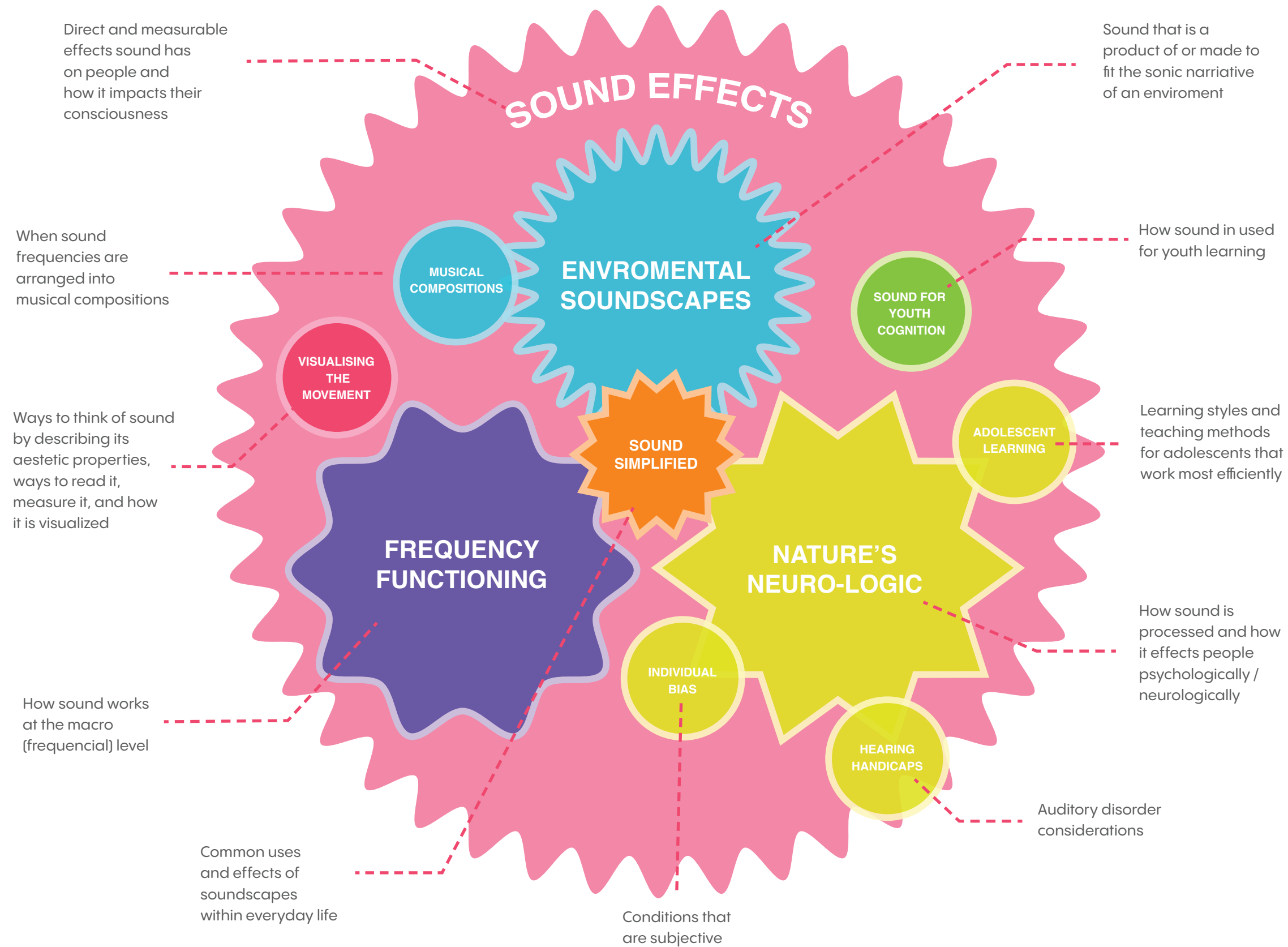
DRAWINGS FOR DESIGN INTENT ONLY

Page Number

EX.106

Executive Summary

Concept Diagram



Project



Client/Location

Museum of Science
 1 Museum Of Science Driveway,
 Boston, MA 02114
 Blue Wing on the lower level

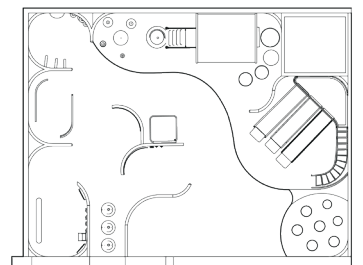
Designer

JAMI SPARANO
 Jami.Sparano@gmail.com
 JamiSparano.com

Scale

NTS

Plan Location



Notes

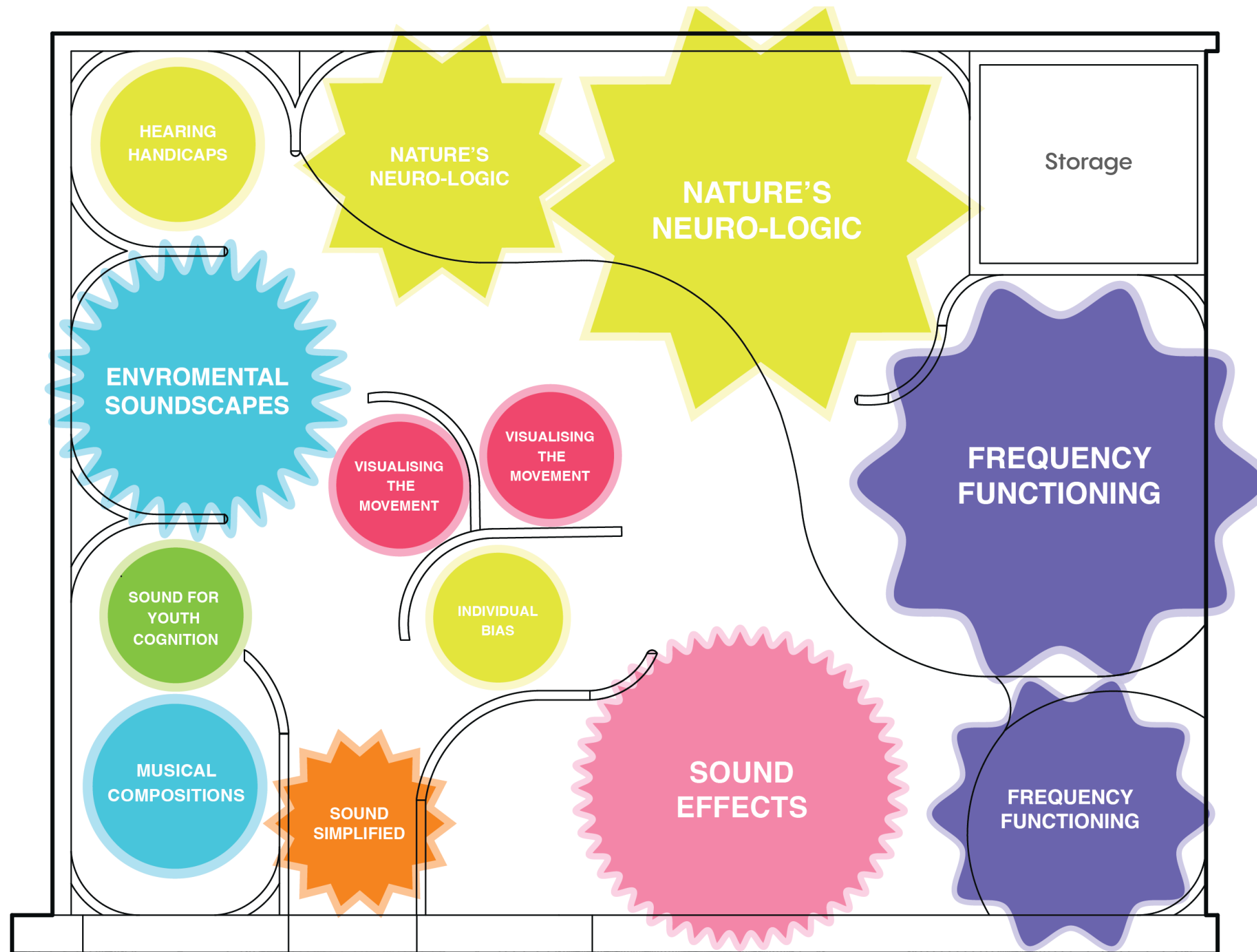
DRAWINGS FOR DESIGN INTENT ONLY

Page Number

EX.107

Executive Summary

Concept Floor Diagram



Project



Client/Location

Museum of Science
 1 Museum Of Science Driveway,
 Boston, MA 02114
 Blue Wing on the lower level

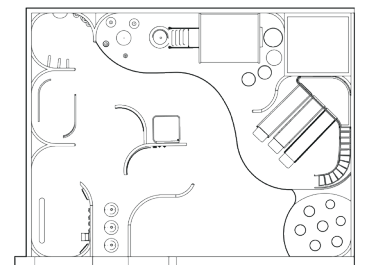
Designer

JAMI SPARANO
 Jami.Sparano@gmail.com
 JamiSparano.com

Scale

NTS

Plan Location



Notes

DRAWINGS FOR DESIGN INTENT ONLY

Page Number

EX.108

Executive Summary

Area Summaries

01. Sound Will Bounce

Teaches about sound's ability to bounce and reflect.

02. Frequency Slide

Demonstrates different sound waves and their energetic associations.

03. Become the Sound

Embody frequencies by climbing through an abstracted ear canal.

04. Hair Cell Swings

Learn about hair cells and neural-transmitters on replicated swings.

05. Sound Sensation

Hearing loss simulation that explores bass tones through tactile elements.

06. Chromesthesia Sketching

Pressure sensitive fabric wall that mimics synesthetic perception via artistic gestures.

07. SpectroGram

Screen that filters surroundings into spectrogram style image.

08 Chladni Sandbox

Sound visualizations via Chladni plate style sandbox and frequency tuner.

09. Ambient Thumper

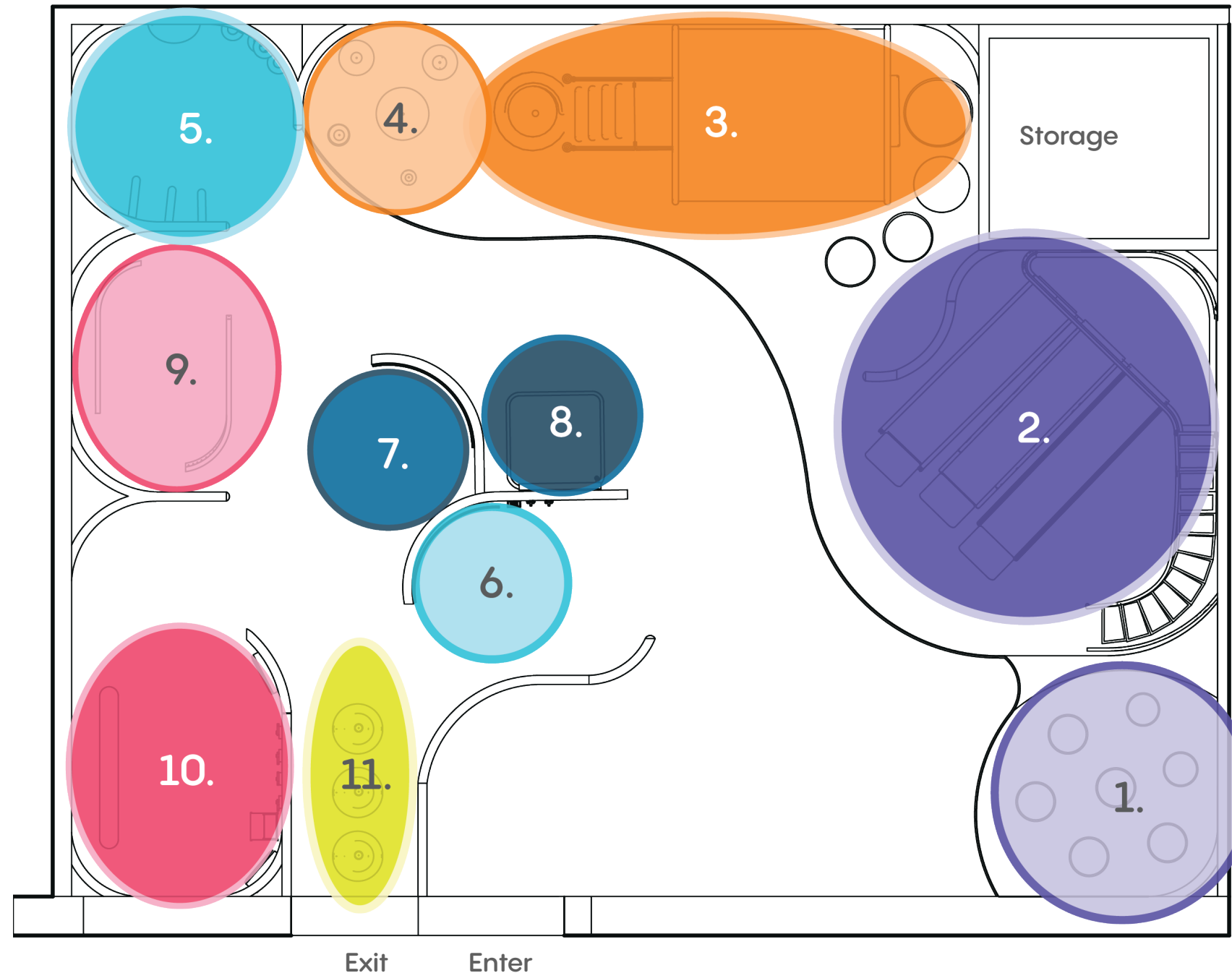
Tactile strings programmed to play various elemental soundscape elements.

10. Emotion Composer

Emotional valence responses to given prompts that create a greater sonic composition.

11. Sound Simplified

Exiting experience playing everyday soundscape.



Project



Client/Location

Museum of Science
1 Museum Of Science Driveway,
Boston, MA 02114
Blue Wing on the lower level

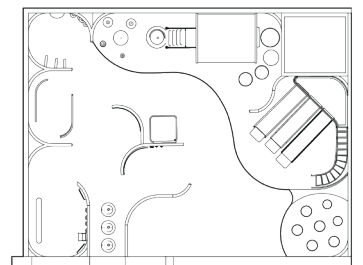
Designer

JAMI SPARANO
Jami.Sparano@gmail.com
JamiSparano.com

Scale

NTS

Plan Location



Notes

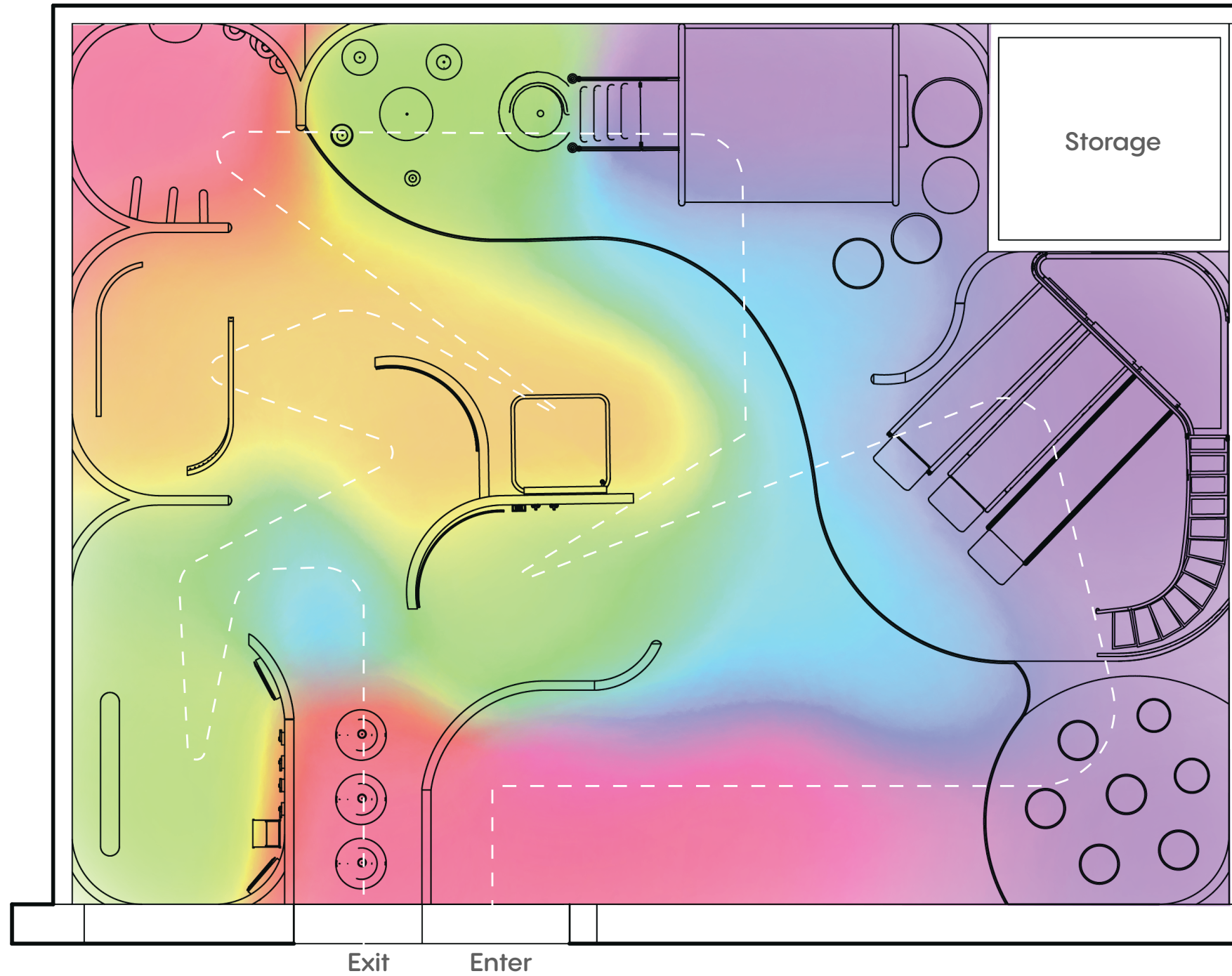
DRAWINGS FOR DESIGN INTENT ONLY

Page Number

EX.109

Executive Summary

Energy Diagram



- Very High
- High
- Neutral
- Low
- Very Low

Project



Client/Location

Museum of Science
 1 Museum Of Science Driveway,
 Boston, MA 02114
 Blue Wing on the lower level

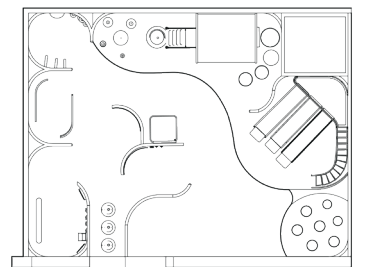
Designer

JAMI SPARANO
 Jami.Sparano@gmail.com
 JamiSparano.com

Scale

NTS

Plan Location



Notes

DRAWINGS FOR DESIGN INTENT ONLY

Page Number

EX.110

Programming

Entry Experience




Introduction wall via the blue wing lower level hallway.
Glowing dimensional text welcomes the visitor.


Project



Client/Location

 **Museum of Science**
1 Museum Of Science Driveway,
Boston, MA 02114
Blue Wing on the lower level

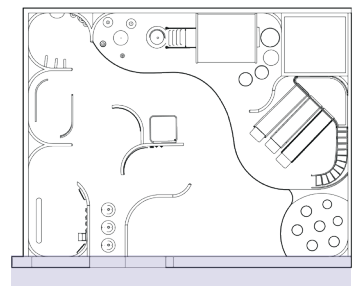
Designer

 **JAMI SPARANO**
Jami.Sparano@gmail.com
JamiSparano.com

Scale

NTS

Plan Location



Notes

DRAWINGS FOR DESIGN INTENT ONLY

Page Number

EX.200

Programming

Introduction Wall



See

Large scale graphic walls leading the audience into the space.

Do

Read about soundscapes as well as reflect on own knowledge of sound.


Learn

About what soundscapes are and how they present themselves.


Project



Client/Location

 **Museum of Science**
1 Museum Of Science Driveway,
Boston, MA 02114
Blue Wing on the lower level

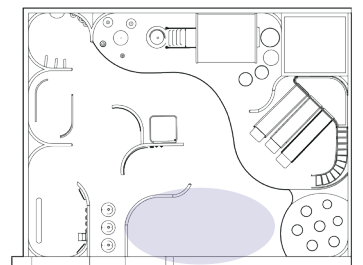
Designer

 **JAMI SPARANO**
Jami.Sparano@gmail.com
JamiSparano.com

Scale

NTS

Plan Location



Notes

DRAWINGS FOR DESIGN INTENT ONLY

Page Number

EX.201

Programming

Introduction Wall Detail




Detail of curved introduction wall


Project



Client/Location

 **Museum of Science**
1 Museum Of Science Driveway,
Boston, MA 02114
Blue Wing on the lower level

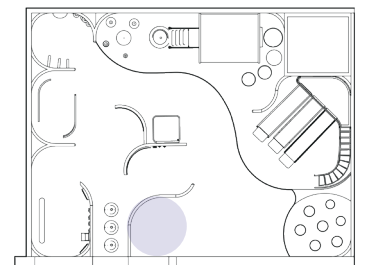
Designer

 **JAMI SPARANO**
Jami.Sparano@gmail.com
JamiSparano.com

Scale

NTS

Plan Location



Notes

DRAWINGS FOR DESIGN INTENT ONLY

Page Number

EX.202

Programming

Frequency Functioning




Overview shot of Frequency Functioning


Project



Client/Location

 **Museum of Science**
1 Museum Of Science Driveway,
Boston, MA 02114
Blue Wing on the lower level

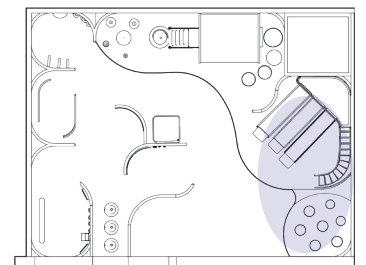
Designer

 **JAMI SPARANO**
Jami.Sparano@gmail.com
JamiSparano.com

Scale

NTS

Plan Location



Notes

DRAWINGS FOR DESIGN INTENT ONLY

Page Number

EX.203

Programming

Sound Will Bounce



See

Guests will see various sized trampoline pads embedded into the rubber flooring that are colored differently from one another.

Do

Jump on each trampoline to see how they differ in bounciness and how the lights react to their activity.


Learn

How sound waves differ in bounciness and how that causes them to react differently with their immediate environment.


Project



Client/Location

 **Museum of Science**
1 Museum Of Science Driveway,
Boston, MA 02114
Blue Wing on the lower level

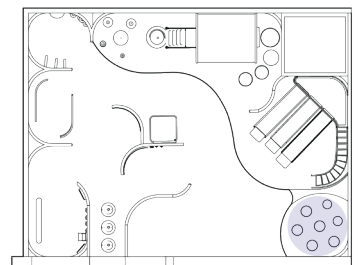
Designer

 **JAMI SPARANO**
Jami.Sparano@gmail.com
JamiSparano.com

Scale

NTS

Plan Location



Notes

DRAWINGS FOR DESIGN INTENT ONLY

Page Number

EX.204

Programming

Frequency Slides



See

Guests will see 3 slides, each with various degrees of curvature which depict high, medium, and low-range frequencies.

Do

Go down all of some of the slides.

Learn

About how sound waves move as waves and the corresponding energetic and sound properties for each given frequency range.

Project



Client/Location

Museum of Science
1 Museum Of Science Driveway,
Boston, MA 02114
Blue Wing on the lower level

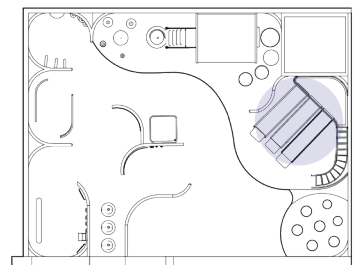
Designer

JAMI SPARANO
Jami.Sparano@gmail.com
JamiSparano.com

Scale

NTS

Plan Location



Notes

DRAWINGS FOR DESIGN INTENT ONLY

Page Number

EX.205

Programming

You are The Sound



See

A massive jungle gym with touch reactive tensile fabric and glowing spiral that's meant to replicate the inner ear canal, drum, and cochlea.

Do

Climb through the structure, push through the drum, and twist down the cochlea.


Learn

About how sound travels through the inner ear and the various obstacles it meets along the way to get to the brain.


Project



Client/Location

 **Museum of Science**
1 Museum Of Science Driveway,
Boston, MA 02114
Blue Wing on the lower level

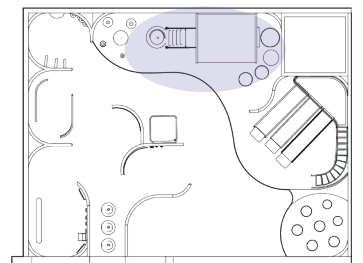
Designer

 **JAMI SPARANO**
Jami.Sparano@gmail.com
JamiSparano.com

Scale

NTS

Plan Location



Notes

DRAWINGS FOR DESIGN INTENT ONLY

Page Number

EX.206

Programming

Hair Cell Swings



See

Various abstract swings that fall from the ceiling and extend from the larger playground jungle gym.

Do

Sit, twist, swing and sway in a number of fixed motions.

Learn

About the hair cells in the inner ear that send neuro-signals to the brain and differ depending on their movement.

Project



Client/Location

Museum of Science
1 Museum Of Science Driveway,
Boston, MA 02114
Blue Wing on the lower level

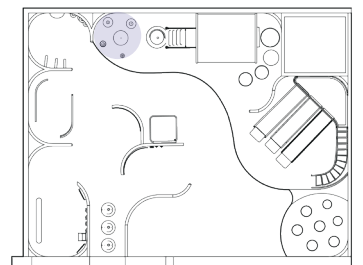
Designer

JAMI SPARANO
Jami.Sparano@gmail.com
JamiSparano.com

Scale

NTS

Plan Location



Notes

DRAWINGS FOR DESIGN INTENT ONLY

Page Number

EX.207

Programming

Sound Sensation



See

A mix of various shapes, handlebars, and seats made of hollowed out coated aluminum.

Do

Interact with, sit upon, lean against, or hold various shapes and experience the feeling of their inner frequencies.

Learn

About how those with hearing loss experience sound as a physical sensation when in the form of low-bass tones.

Project



Client/Location

Museum of Science
1 Museum Of Science Driveway,
Boston, MA 02114
Blue Wing on the lower level

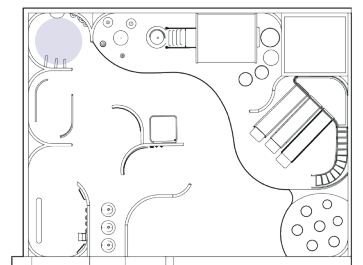
Designer

JAMI SPARANO
Jami.Sparano@gmail.com
JamiSparano.com

Scale

NTS

Plan Location



Notes

DRAWINGS FOR DESIGN INTENT ONLY

Page Number

EX.208

Programming

Chladni Sandbox



See

A playground sandbox with clear flooring that looks through to a frequency-reactive vibrating plate with sand "dancing" to different Hz.

Do

Shift lever between difference Hz and see how that affects the pattern of the sand below.


Learn

About resonance of materials and sound, the history of the chladni plate, and a way sound has been classically visualized.


Project



Client/Location

 **Museum of Science**
1 Museum Of Science Driveway,
Boston, MA 02114
Blue Wing on the lower level

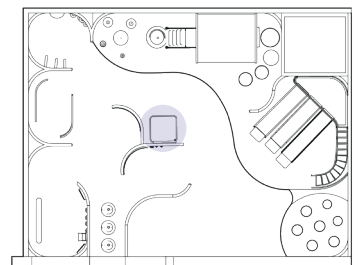
Designer

 **JAMI SPARANO**
Jami.Sparano@gmail.com
JamiSparano.com

Scale

NTS

Plan Location



Notes

DRAWINGS FOR DESIGN INTENT ONLY

Page Number

EX.209

Programming

SpectroGram Screen



See

A curved screen that shows it's immediate surroundings. Changes in color and depth as the sound in the environment changes.

Do

See how the visualization changes based upon the pitch, volume, and amount of sound happening at once.


Learn

How sound is visualized from a mathematical and data driven standpoint.


Project



Client/Location

 **Museum of Science**
1 Museum Of Science Driveway,
Boston, MA 02114
Blue Wing on the lower level

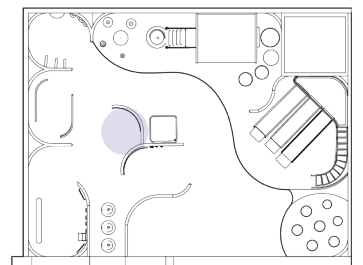
Designer

 **JAMI SPARANO**
Jami.Sparano@gmail.com
JamiSparano.com

Scale

NTS

Plan Location



Notes


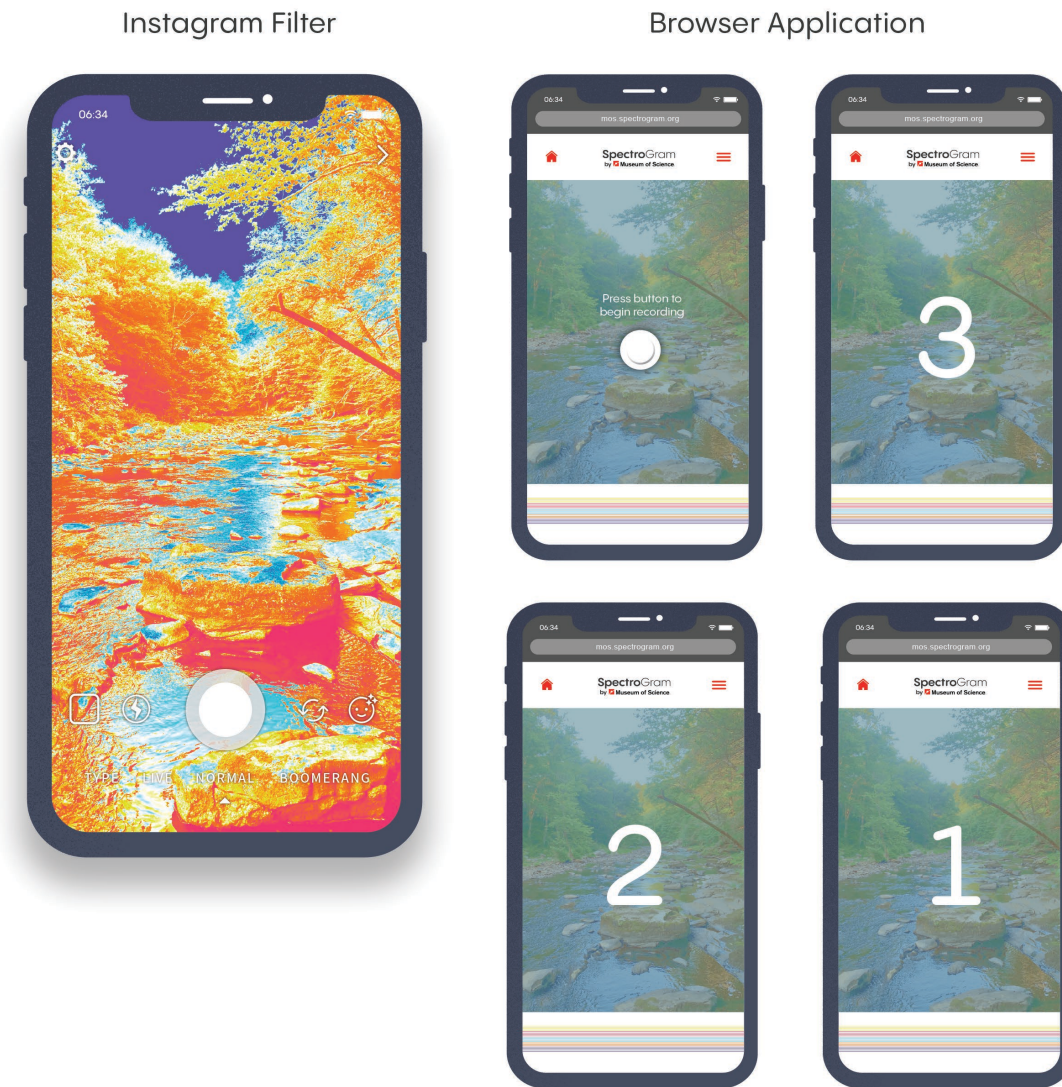
DRAWINGS FOR DESIGN INTENT ONLY

Page Number

EX.210

External Programming

SpectroGram Filter



Extended programming of the Spectro Gram screen available on Instagram and the MOS website. Works with a phone camera and microphone to apply the Spectro Gram filter onto the immediate environment based on sound input.

Project



Client/Location

Museum of Science
 1 Museum Of Science Driveway,
 Boston, MA 02114
 Blue Wing on the lower level

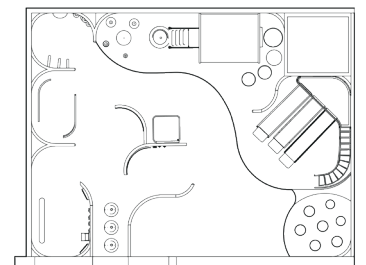
Designer

JAMI SPARANO
 Jami.Sparano@gmail.com
 JamiSparano.com

Scale

NTS

Plan Location



Notes

DRAWINGS FOR DESIGN INTENT ONLY

Page Number

EX.211

Programming

Chromesthesia Sketching



See

Large tensile fabric wall with projected imaging, hanging headphones, and a box full of digital drawings tools.

Do

Put on the headphones and draw your visual interpretation of the ambient music on the fabric using the digital drawing tool.


Learn

About how those with chromesthesia make sense of sound as well as interpret the sound in a visual way for yourself.


Project



Client/Location

 **Museum of Science**
1 Museum Of Science Driveway,
Boston, MA 02114
Blue Wing on the lower level

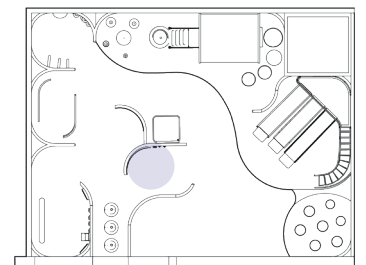
Designer

 **JAMI SPARANO**
Jami.Sparano@gmail.com
JamiSparano.com

Scale

NTS

Plan Location



Notes

DRAWINGS FOR DESIGN INTENT ONLY

Page Number

EX.212

Programming

Ambient Thumping



See

Sculptural string structure enclosure and overhead speakers.

Do

Pluck strings or stum many. Listen to the natural sound bites that play from overhead and create a thundering or peaceful sonic landscape.


Learn

About how it is the accumulation of many diverse sounds and sound frequencies that make up an entire soundscape.


Project



Client/Location

 **Museum of Science**
1 Museum Of Science Driveway,
Boston, MA 02114
Blue Wing on the lower level

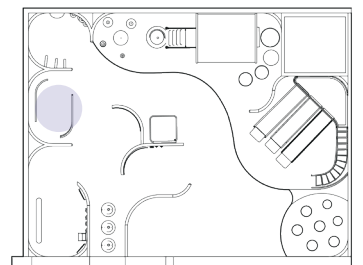
Designer

 **JAMI SPARANO**
Jami.Sparano@gmail.com
JamiSparano.com

Scale

NTS

Plan Location



Notes

DRAWINGS FOR DESIGN INTENT ONLY

Page Number

EX.213

Programming

Emotion Composer



See

A large wall with multiple knobs that people can turn in response to a prompt asking them how strongly they feel about a given scenario.

Do

Turn the knobs in emotional response to the scenarios that are listed beneath them.

Learn

The correlation between emotions and different sounds and tonalities. Celebrate individuality by helping make a symphony with others by contributing to a greater whole.

Project



Client/Location

Museum of Science
1 Museum Of Science Driveway,
Boston, MA 02114
Blue Wing on the lower level

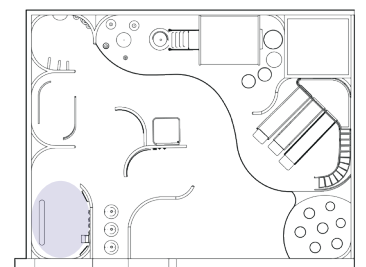
Designer

JAMI SPARANO
Jami.Sparano@gmail.com
JamiSparano.com

Scale

NTS

Plan Location



Notes

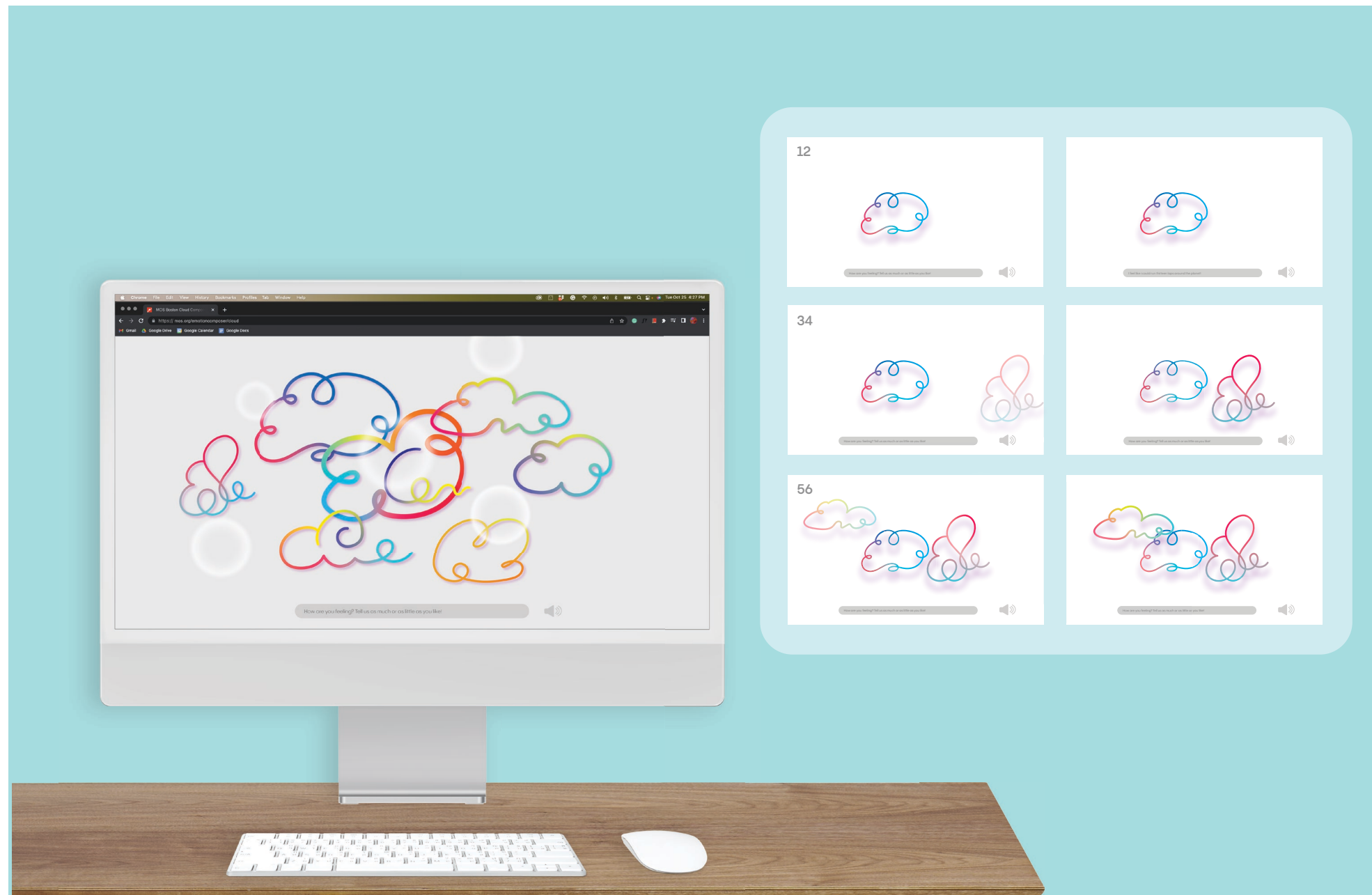
DRAWINGS FOR DESIGN INTENT ONLY

Page Number

EX.214

External Programming

Emotion Composer Cloud




Extended programming of Emotion Composer available on the MOS website. Prompt asks user how they are feeling and accepts up to 150 characters. The prompt is fed through AI software that translates the emotional input into a cloud visualization and corresponding sound bit that matches the emotion. The more emotion that is input by individual users, the greater the symphonic moment.


Project



Client/Location

 **Museum of Science**
1 Museum Of Science Driveway,
Boston, MA 02114
Blue Wing on the lower level

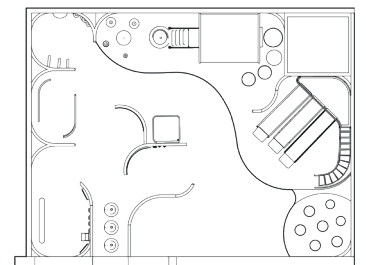
Designer

 **JAMI SPARANO**
Jami.Sparano@gmail.com
JamiSparano.com

Scale

NTS

Plan Location



Notes

DRAWINGS FOR DESIGN INTENT ONLY

Page Number

EX.215

Programming

Sound Simplified




Exiting experience of the exhibition. Full circle moment with sound cones playing various environmental soundscapes.

Gets people to reflect back on the soundscapes at home and around the world and what thoughts, emotions, memories, or smells that the soundscape may trigger and why.


Project



Client/Location

 **Museum of Science**
1 Museum Of Science Driveway,
Boston, MA 02114
Blue Wing on the lower level

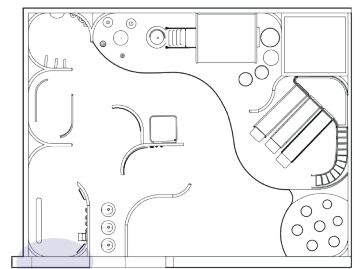
Designer

 **JAMI SPARANO**
Jami.Sparano@gmail.com
JamiSparano.com

Scale

NTS

Plan Location



Notes

DRAWINGS FOR DESIGN INTENT ONLY

Page Number

EX.216

Schedules

Graphic Type List


Graphic Type List

- A** Self-Adhesive backed 3M ink jet print with matte finish (applied to wall with edge return capture)
- B** LED's encased in white frosted 1/3" acrylic (screw mounted to wall)
- C** Dye-sublimated print on 1" thick aluminum panel screw mounted to curved 3" chrome wrapped aluminum pole
- D** Dye-sublimated print on 1/2" thick aluminum panel screw mounted to chrome wrapped 3" aluminum pole
- E** Flex L.E.D lights cased in 1/4" frosted acrylic on 1/3" acrylic base (stand-off mount)
- F** Flex L.E.D lights cased in 1/4" frosted acrylic on 1/3" acrylic base (suspension wire)
- G** Chrome wrapped 3" pole with welded 1/4" aluminum dye-sublimated signage extensions


Project



Client/Location

 **Museum of Science**
1 Museum Of Science Driveway,
Boston, MA 02114
Blue Wing on the lower level

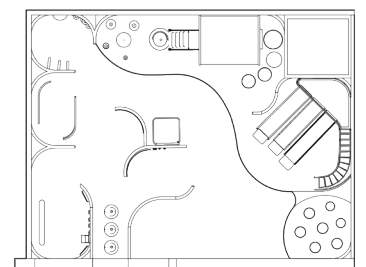
Designer

 **JAMI SPARANO**
Jami.Sparano@gmail.com
JamiSparano.com

Scale

NTS

Plan Location



Notes

DRAWINGS FOR DESIGN INTENT ONLY

Page Number

EX.300

Schedules

Graphic Schedule

Section 00A | Sign Type | Description

00A.GR01	B	Introduction Wall Shapes
00A.GR02	B	Logo Lettering
00A.GR03	A	Curved Introduction Wall
00A.GR04	A	Soundscape Introduction
00A.GR08	G	Park Signage

Section 01A | Sign Type | Description

01A.GR01	A	Blue > Purple Gradient
01A.GR02	A	Purple Frequency Graphic
01A.GR03	C	Frequency Area Introduction
01A.GR04	D	Sound Bounce Directive
01A.GR05	F	Frequency Title
01A.GR06	D	Slide Directive

Section 02A | Sign Type | Description

02A.GR01	A	Back Curved Wall Graphic
02A.GR02	D	Slide Directive
02A.GR03	A	Back Curved Wall Graphic

Section 03A | Sign Type | Description

03A.GR01	A	Back Curved Wall Graphic
03A.GR02	F	You Are Sound Title
03A.GR03	A	Back Orange Graphic
03A.GR04	C	Neurologic Area Introduction

Section 04A | Sign Type | Description

04A.GR01	D	Swing Directive
04A.GR02	A	Hair Cell Wall Graphic

Section 05A | Sign Type | Description

05A.GR01	A	Curved Blue Wall 1
05A.GR02	A	Sensation Directive
05A.GR03	A	Sensation Information
05A.GR04	E	Handicap Title

Section 06A | Sign Type | Description

06A.GR01	F	Chromesthesia Title
06A.GR02	A	Chromesthesia Directive
06A.GR03	A	Blue Wall Graphic Wrap
06A.GR04	A	Chromesthesia Information

Section 07A | Sign Type | Description

07A.GR01	A	Spectrogram Information
07A.GR02	F	SpectroGram Title
07A.GR03	A	Graphic Wrap

Section 08A | Sign Type | Description

08A.GR01	F	Chladni Title
08A.GR02	A	Chladni Information
08A.GR03	A	Graphic Wrap

Section 09A | Sign Type | Description

09A.GR01	C	Soundscape Introduction
09A.GR02	A	Graphic Wall Wrap
09A.GR03	A	Soundscape Directive
09A.GR04	F	Thumper Title

Section 10A | Sign Type | Description

10A.GR01	A	Curved Graphic Wall
10A.GR02	A	Content Wall
10A.GR03	E	Emotion Title
10A.GR04	A	Directive Prompts
10A.GR05	A	Emotion Scale Graphic
10A.GR06	A	Directive

Section 11A | Sign Type | Description

11A.GR01	A	Soundscape Reflection
11A.GR02	A	Graphic Wrap
11A.GR03	B	Exit Sign

Project



Client/Location

Museum of Science
 1 Museum Of Science Driveway,
 Boston, MA 02114
 Blue Wing on the lower level

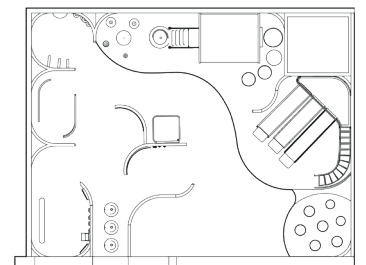
Designer

JAMI SPARANO
 Jami.Sparano@gmail.com
 JamiSparano.com

Scale

NTS

Plan Location



Notes













DRAWINGS FOR DESIGN INTENT ONLY

Page Number

EX.301

Schedules


Material Schedule

Symbol	Material	Thumbnail	Manufacturer	Location
 M1	Accoustic Carpeting		Soundfold.com	Spread across main walkways
 M2	3/8" Playground Rubber Flooring		Rubberflooringinc.com	In high activity zones
 M3	Temporary Wooden Wall		In House Fab	Along corners of existing walls and center of exhibit
 M4	Powder Coated Aluminum		In House Fab	Stairway and main slide structure, playscape
 M5	HDPE		Curbell Plastics	Slide and swings
 M6	Steel Grating		Onlinemetals.com	Stairs on slide and slide upper deck flooring


Project



Client/Location

 **Museum of Science**
 1 Museum Of Science Driveway,
 Boston, MA 02114
 Blue Wing on the lower level

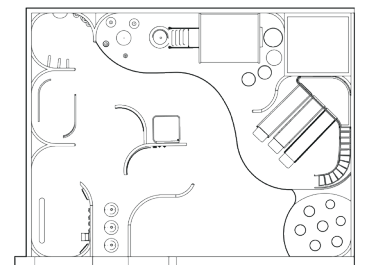
Designer

 **JAMI SPARANO**
 Jami.Sparano@gmail.com
 JamiSparano.com

Scale

NTS

Plan Location



Notes







DRAWINGS FOR DESIGN INTENT ONLY

Page Number

EX.302

Schedules


Lighting Schedule

Symbol	Fixture Type	Thumbnail	Source	Location
	Color Changing Flex L.E.D. Strip		Novaflex.com	In overhead shape fixtures, shape fixtures, logo fixture, signage, tensile fabric, cochlea spiral, chladni
	Programmable Color-Changing L.E.D. Bulb		Fruugo.com	In casings on wall of bounce zone
	Temporary Wooden Wall		Lamps Plus	On tracks mounted to ceiling


Project



Client/Location

 **Museum of Science**
 1 Museum Of Science Driveway,
 Boston, MA 02114
 Blue Wing on the lower level

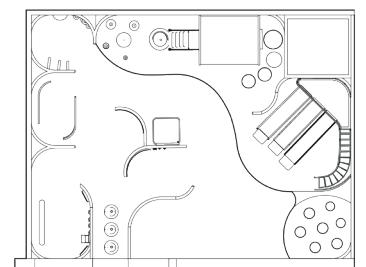
Designer

 **JAMI SPARANO**
 Jami.Sparano@gmail.com
 JamiSparano.com

Scale

NTS

Plan Location



Notes

















DRAWINGS FOR DESIGN INTENT ONLY



Page Number



EX.303

Schedules

Media Schedule

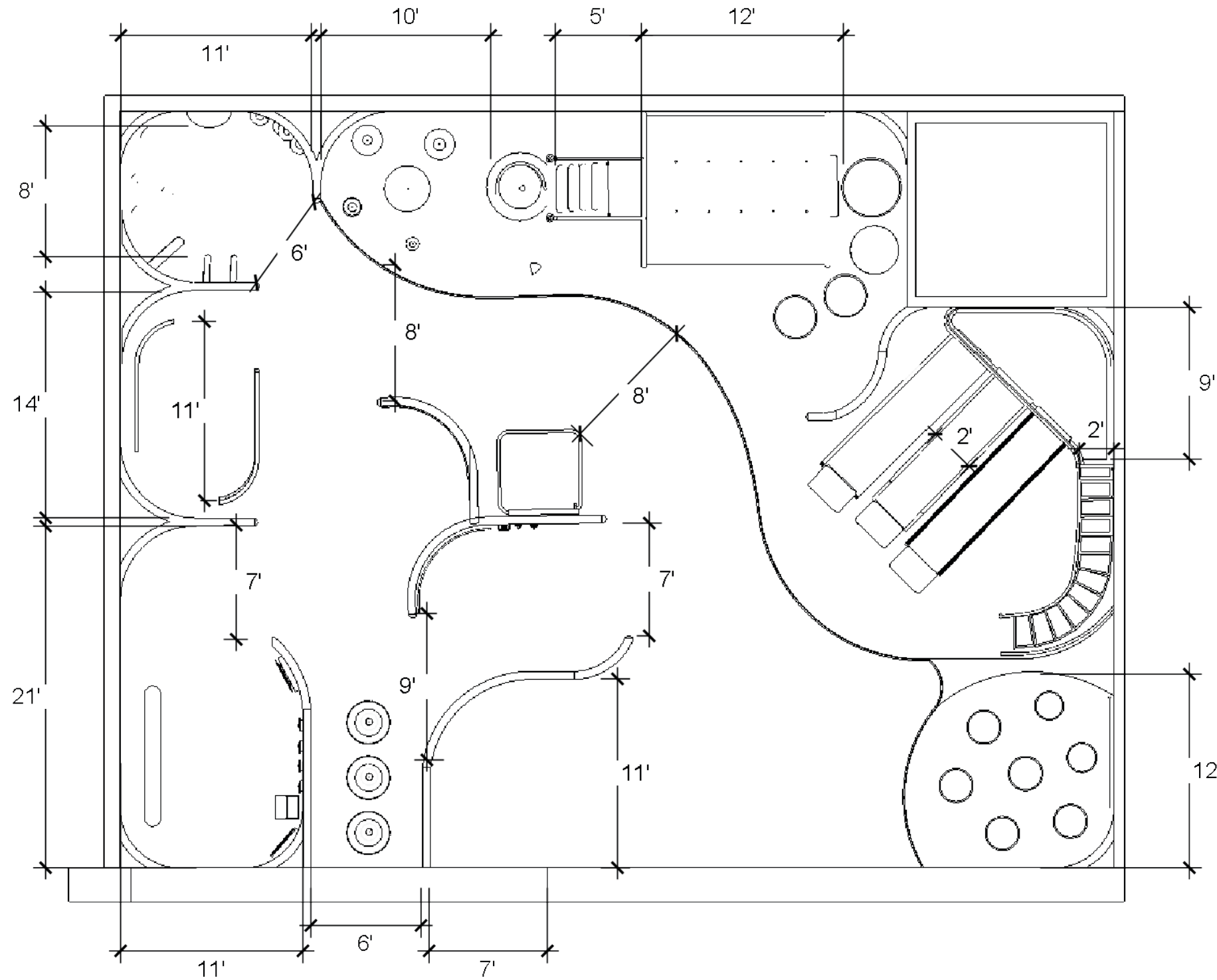
Symbol	Device	Thumbnail	Source	Location
	Niles HDLCR In-Wall LCR High Definition Loudspeaker		i.electronics.com	Embedded in walls of Emotion Composer
	Bose FreeSpace FS2P Pendant-Mount Speaker		zzounds.com	Above entry soundscape wall, ambient thumper, playscape
	Pure Resonance Audio S3 3" Micro Surface Mount 70V Loudspeakers		proacousticsusa.com	Embedded in walls of slides
	SoundTube FP6020-II 20" Stereo Dual-Parabolic Sound Dome Speaker		adorama.com	Over Sound Simplified
	OPTOMA GT1080HDRX DLP PROJECTOR		focusedtechnology.com	Above chromesthesia wall
	Persee+		orbbec3d.com	above chromesthesia screen
	Fis Pro Indoor Curved Art Led Video Wall		alibaba.com	Spectro Gram screen
	Stretch Screen		mossinc.com	Chromesthesia projector fabric

Symbol	
Device	4 CORNERS BUNDLE - BUTTKICKER GAMER PRO
Thumbnail	
Source	Buttkicker
Location	Within slides, sensory structures, in trampoline pads


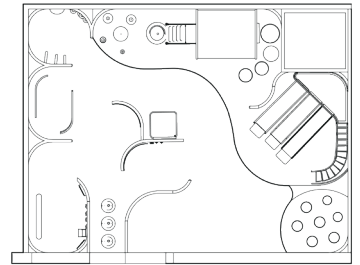
Project 
Client/Location  Museum of Science 1 Museum Of Science Driveway, Boston, MA 02114 Blue Wing on the lower level
Designer  JAMI SPARANO Jami.Sparano@gmail.com JamiSparano.com
Scale NTS
Plan Location 
Notes DRAWINGS FOR DESIGN INTENT ONLY
Page Number EX.304

Plans

Dimensional Plan

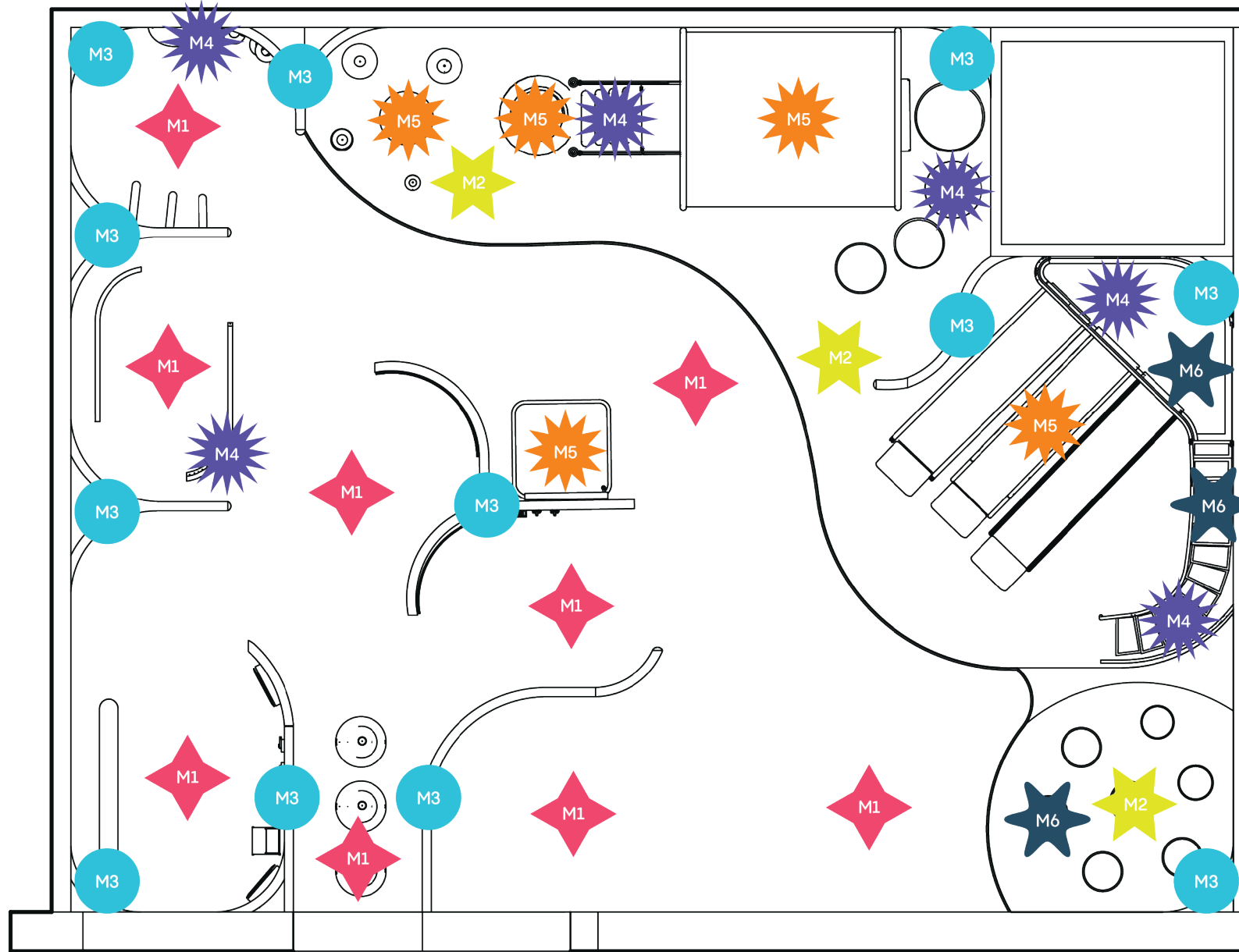


1. Dimensional Plan
 $\frac{1}{8}'' = 1'$


<p>Project</p> 
<p>Client/Location</p> <p>Museum of Science 1 Museum Of Science Driveway, Boston, MA 02114 Blue Wing on the lower level</p>
<p>Designer</p> <p>JAMI SPARANO Jami.Sparano@gmail.com JamiSparano.com</p>
<p>Scale</p> <p>$\frac{1}{8}'' = 1'$</p>
<p>Plan Location</p> 
<p>Notes</p> <p>DRAWINGS FOR DESIGN INTENT ONLY</p>
<p>Page Number</p> <p>EX.400</p>

Plans

Material Plan

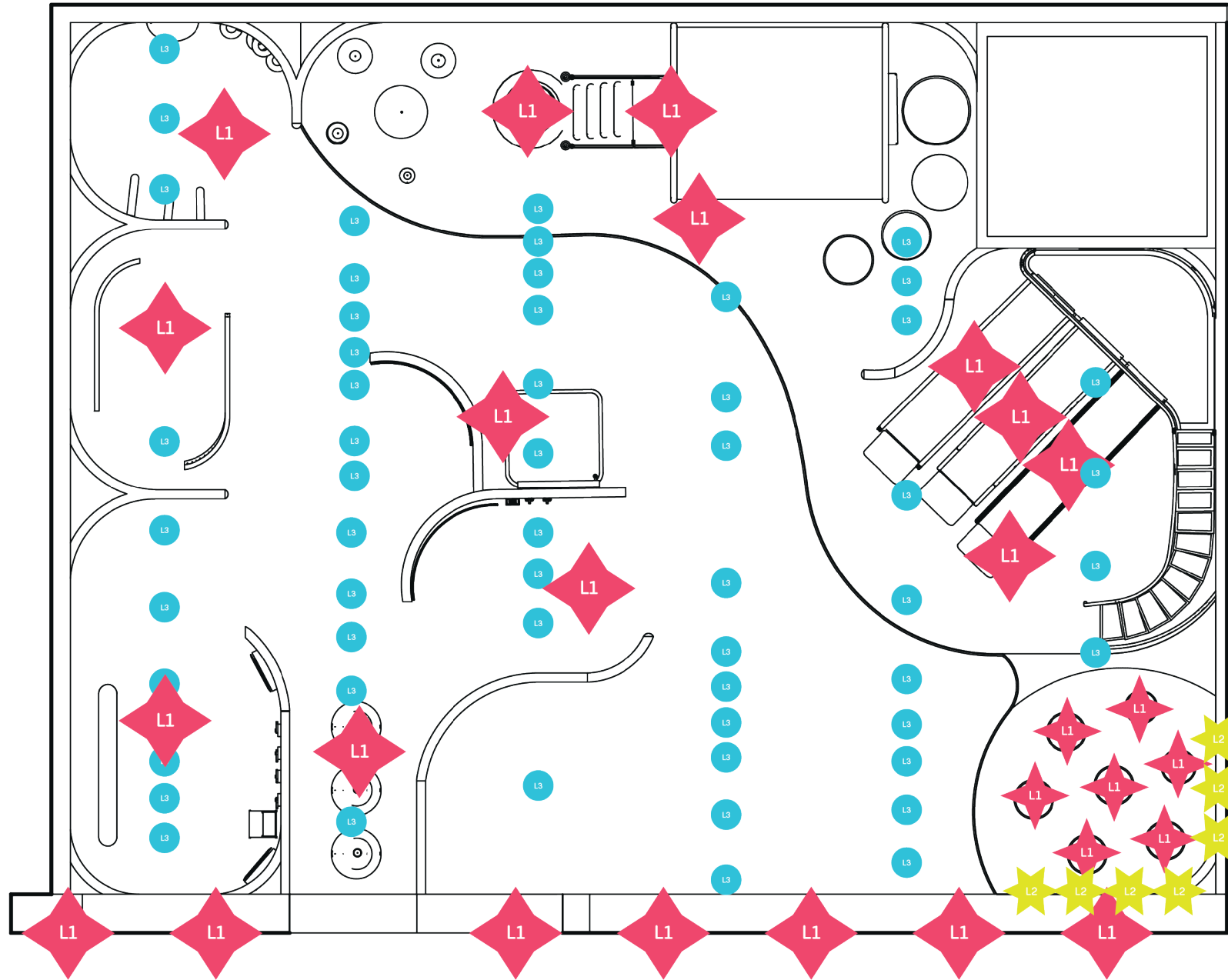


1. Material Plan
1/8" = 1'




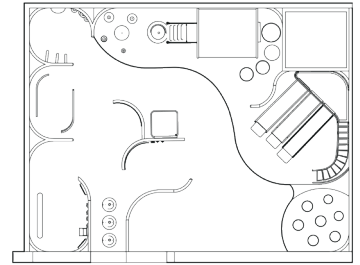
<p>Project</p> 
<p>Client/Location</p> <p>Museum of Science 1 Museum Of Science Driveway, Boston, MA 02114 Blue Wing on the lower level</p>
<p>Designer</p> <p>JAMI SPARANO Jami.Sparano@gmail.com JamiSparano.com</p>
<p>Scale</p> <p>1/8" = 1'</p>
<p>Plan Location</p> 
<p>Notes</p> <p>DRAWINGS FOR DESIGN INTENT ONLY</p>
<p>Page Number</p> <p>EX.401</p>

Plans

Reflected Ceiling Plan

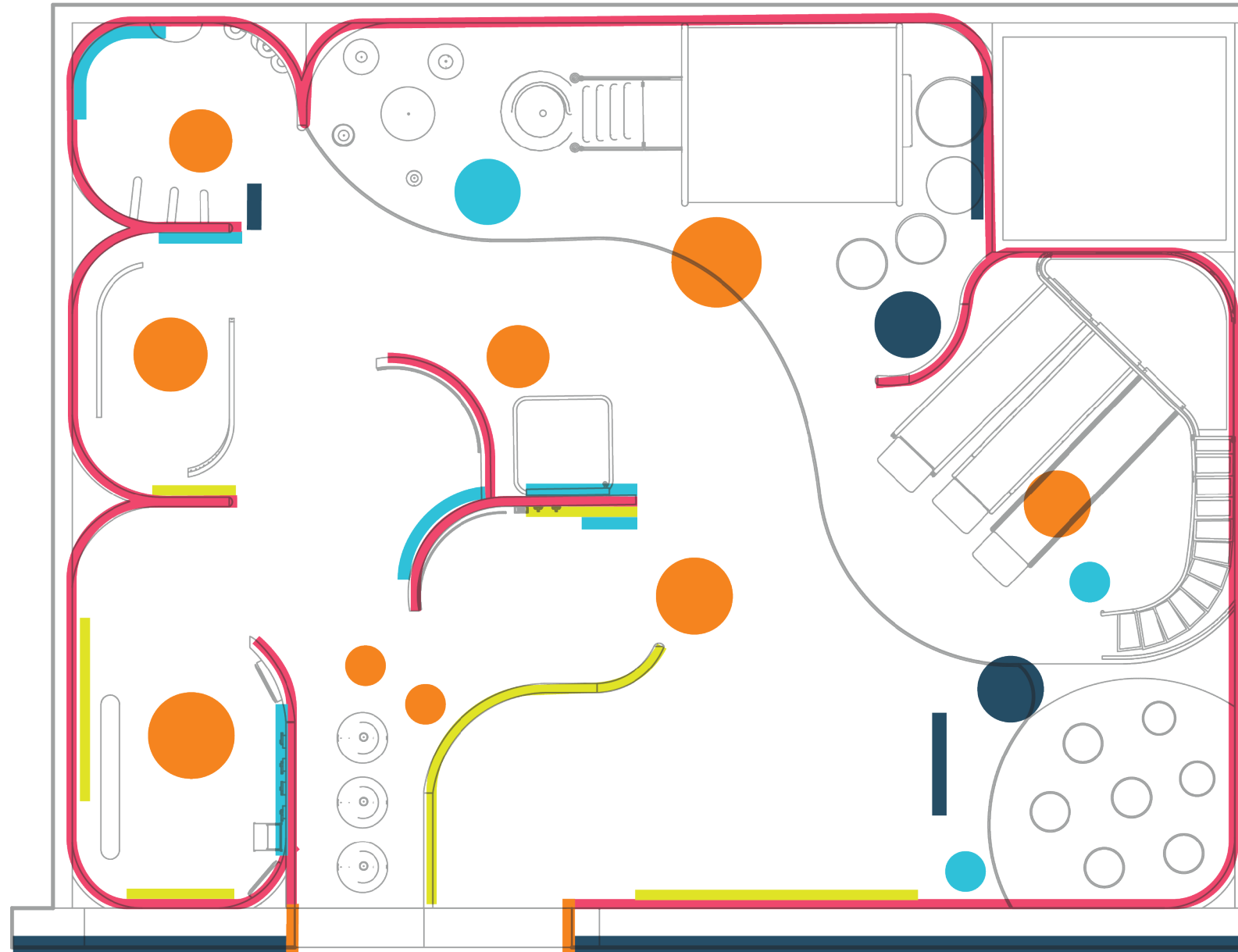


1. Reflected Ceiling Plan
 $\frac{1}{8}'' = 1'$

<p>Project</p> 
<p>Client/Location</p> <p> Museum of Science 1 Museum Of Science Driveway, Boston, MA 02114 Blue Wing on the lower level</p>
<p>Designer</p> <p> JAMI SPARANO Jami.Sparano@gmail.com JamiSparano.com</p>
<p>Scale</p> <p>$\frac{1}{8}'' = 1'$</p>
<p>Plan Location</p> 
<p>Notes</p> <p>DRAWINGS FOR DESIGN INTENT ONLY</p>
<p>Page Number</p> <p>EX.402</p>


Plans

Graphic Location Plan



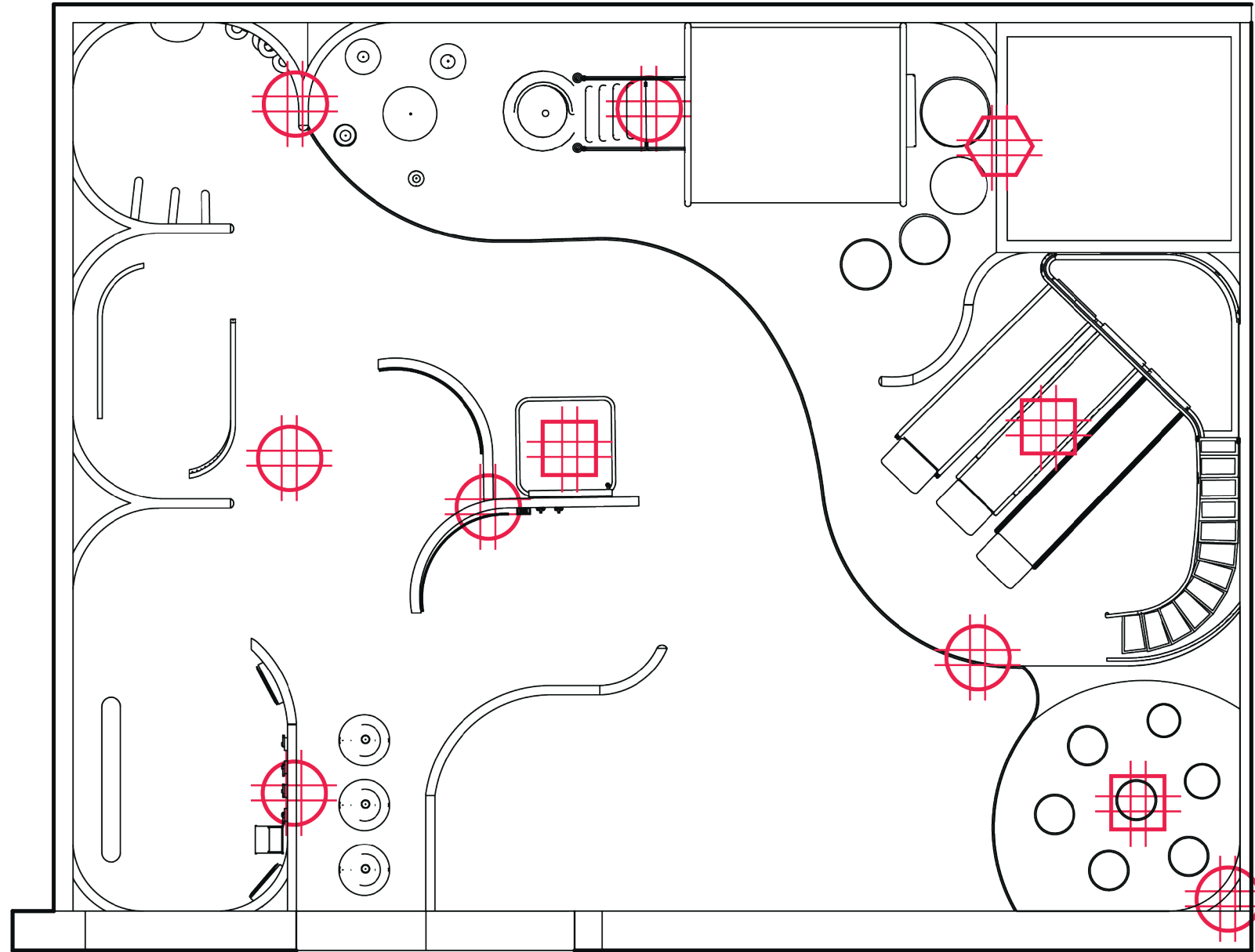
- Introduction
- Area Introduction
- Directives
- Content Graphics
- Murals
- Wayfinding

1. Graphic Location Plan
 $\frac{1}{8}'' = 1'$

<p>Project</p> 
<p>Client/Location</p> <p>Museum of Science 1 Museum Of Science Driveway, Boston, MA 02114 Blue Wing on the lower level</p>
<p>Designer</p> <p>JAMI SPARANO Jami.Sparano@gmail.com JamiSparano.com</p>
<p>Scale</p> <p>$\frac{1}{8}'' = 1'$</p>
<p>Plan Location</p> 
<p>Notes</p> <p><i>DRAWINGS FOR DESIGN INTENT ONLY</i></p>
<p>Page Number</p> <p>EX.403</p>

Plans

Power Plan




1. Power Plan
 $\frac{1}{8}'' = 1'$

Project



Client/Location

 **Museum of Science**
 1 Museum Of Science Driveway,
 Boston, MA 02114
 Blue Wing on the lower level

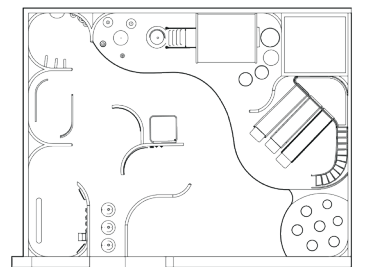
Designer

 **JAMI SPARANO**
 Jami.Sparano@gmail.com
 JamiSparano.com

Scale

$\frac{1}{8}'' = 1'$

Plan Location



Notes

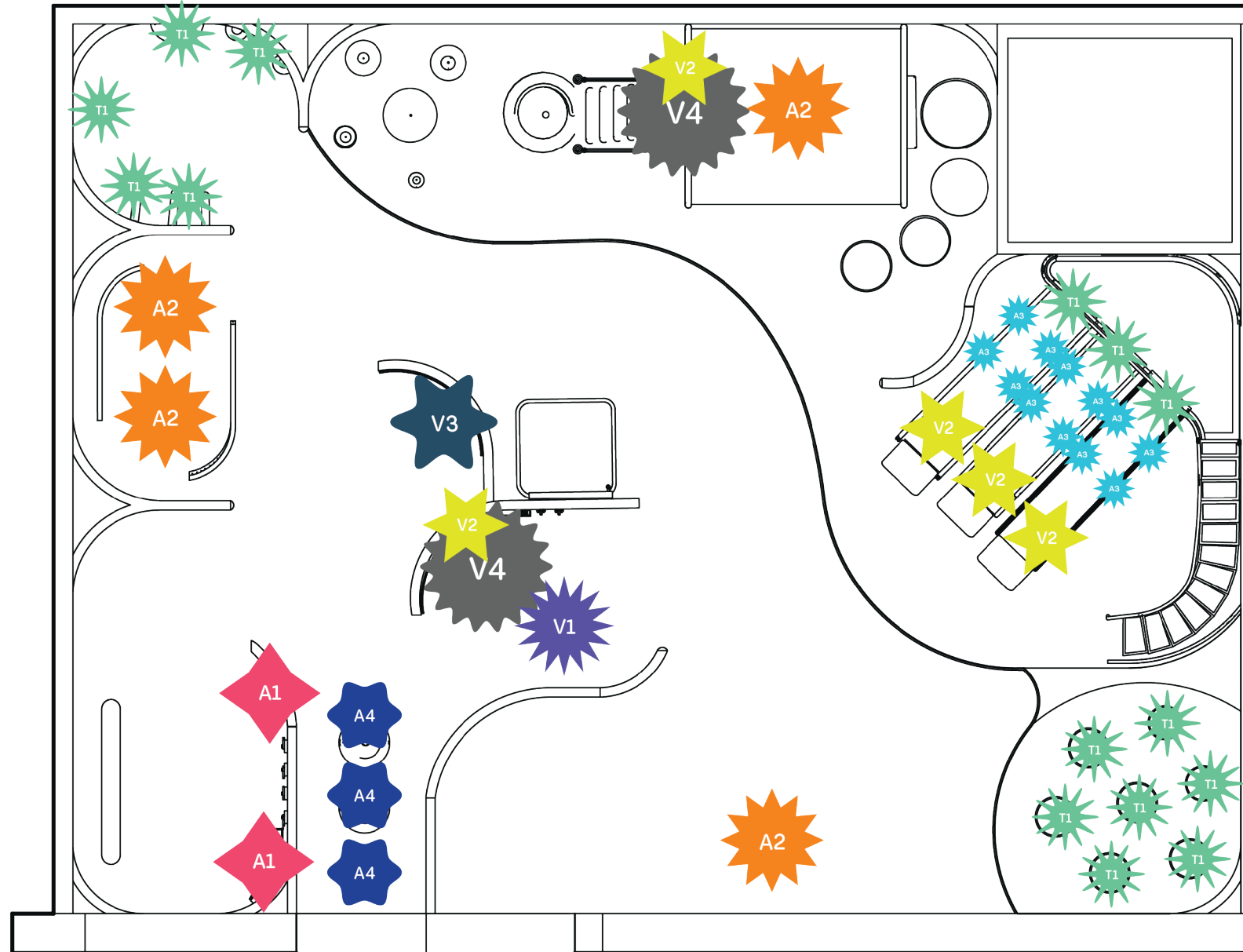
DRAWINGS FOR DESIGN INTENT ONLY

Page Number

EX.404

Plans

Media Plan



1. Media Plan
 $\frac{1}{8}'' = 1'$

Project



Client/Location

Museum of Science
 1 Museum Of Science Driveway,
 Boston, MA 02114
 Blue Wing on the lower level

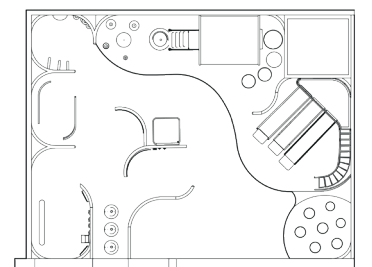
Designer

JAMI SPARANO
 Jami.Sparano@gmail.com
 JamiSparano.com

Scale

$\frac{1}{8}'' = 1'$

Plan Location



Notes

DRAWINGS FOR DESIGN INTENT ONLY


Page Number

EX.405

Graphics

Visual System

Palette



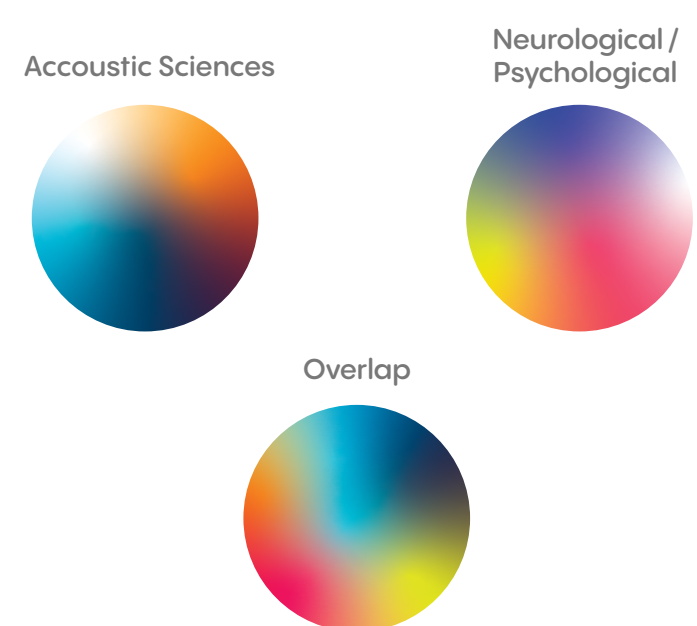
Balance




Blended



Gradients




Shapes




Project



Client/Location

 **Museum of Science**
1 Museum Of Science Driveway,
Boston, MA 02114
Blue Wing on the lower level

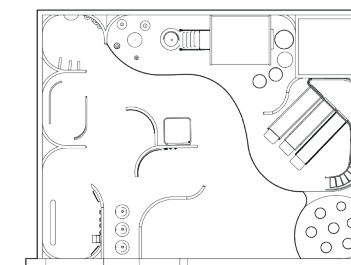
Designer

 **JAMI SPARANO**
Jami.Sparano@gmail.com
JamiSparano.com

Scale

NTS

Plan Location



Notes

DRAWINGS FOR DESIGN INTENT ONLY

Page Number

EX.500

Graphics

Logo

Color



Black & White



Lock Up




Text Only

SOUND PLAYGROUND

Project



Client/Location

 **Museum of Science**
1 Museum Of Science Driveway,
Boston, MA 02114
Blue Wing on the lower level

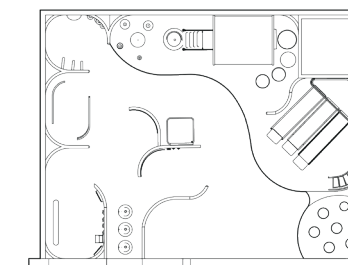
Designer

 **JAMI SPARANO**
Jami.Sparano@gmail.com
JamiSparano.com

Scale

NTS

Plan Location



Notes

DRAWINGS FOR DESIGN INTENT ONLY

Page Number

EX.501

Header

Pangram Sans Rounded Semibold

Ac Bb Cb Dd Ee Ff Gg Hh Ii Jj Kk Ll Mm
Nn Oo Pp Qq Rr Ss Tt Uu Vv Ww Xx Yy
Zz 1 2 3 4 5 6 7 8 9 0 ! ?

LOGO TYPE

SILICONE REGULAR*

A B C D E F G H I J K L M N O P Q R S T
U V W X Y Z 1 2 3 4 5 6 7 8 9 0 ! ?

*WITH CUSTOMIZED ADJUSTMENTS TO THE "A"

Subheader

Pangram Sans Rounded Narrow Semibold

Ac Bb Cb Dd Ee Ff Gg Hh Ii Jj Kk Ll Mm Nn
Oo Pp Qq Rr Ss Tt Uu Vv Ww Xx Yy Zz 1 2 3
4 5 6 7 8 9 0 ! ?

Body


Pangram Sans Rounded Medium

Ac Bb Cb Dd Ee Ff Gg Hh Ii Jj Kk Ll
Mm Nn Oo Pp Qq Rr Ss Tt Uu Vv Ww
Xx Yy Zz 1 2 3 4 5 6 7 8 9 0 ! ?


Project



Client/Location

 **Museum of Science**
1 Museum Of Science Driveway,
Boston, MA 02114
Blue Wing on the lower level

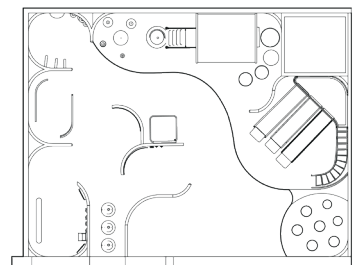
Designer

 **JAMI SPARANO**
Jami.Sparano@gmail.com
JamiSparano.com

Scale

NTS

Plan Location



Notes

DRAWINGS FOR DESIGN INTENT ONLY

Page Number

EX.502

Graphics

Area Graphic Cues




FREQUENCY FUNCTIONING




NATURE'S NEURO-LOGIC



VISUALIZING THE MOVEMENT



HEARING HANDICAPS



INDIVIDUAL BIAS



ENVIROMENTAL SOUNDSCAPES



MUSICAL COMPOSITIONS




SOUND SIMPLIFIED




Project



Client/Location

 **Museum of Science**
1 Museum Of Science Driveway,
Boston, MA 02114
Blue Wing on the lower level

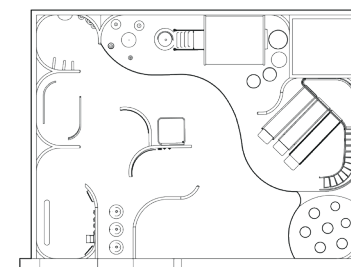
Designer

 **JAMI SPARANO**
Jami.Sparano@gmail.com
JamiSparano.com

Scale

NTS

Plan Location



Notes


DRAWINGS FOR DESIGN INTENT ONLY

Page Number

EX.503

Graphics


Graphic Look + Feel Inspiration




Project



Client/Location

 **Museum of Science**
1 Museum Of Science Driveway,
Boston, MA 02114
Blue Wing on the lower level

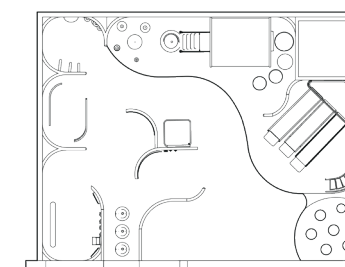
Designer

 **JAMI SPARANO**
Jami.Sparano@gmail.com
JamiSparano.com

Scale

NTS

Plan Location



Notes

DRAWINGS FOR DESIGN INTENT ONLY

Page Number


EX.504




Project



Client/Location

 **Museum of Science**
1 Museum Of Science Driveway,
Boston, MA 02114
Blue Wing on the lower level

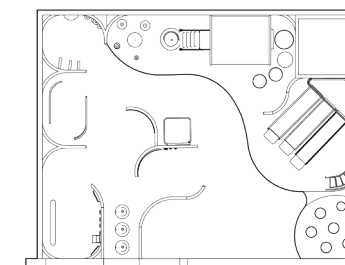
Designer

 **JAMI SPARANO**
Jami.Sparano@gmail.com
JamiSparano.com

Scale

NTS

Plan Location



Notes

DRAWINGS FOR DESIGN INTENT ONLY

Page Number

EX.505


Graphics

Graphic Look + Feel Synthesis




Sound Playground's look + feel derives from sound wave patterns that were pulled apart and abstracted. This abstraction visually conveys sound as a multi-dimensional experience that moves beyond listening. Additionally, the forms in the logo represent organic movement and playful nature.

Chrome is used throughout the exhibit because of the way it reflects light when applied to 3d surfaces and how that resembles colorways found in sound-data visualization tools. The subsequent gradients from the light / chrome relationship are pulled and used to characterize different facets of sound and its various impacts on human consciousness.



LIGHT ON CHROME SURFACE



EXPANDED FREQUENCIES



SOFT WAVY STRUCTURES

Project



Client/Location

Museum of Science
 1 Museum Of Science Driveway,
 Boston, MA 02114
 Blue Wing on the lower level

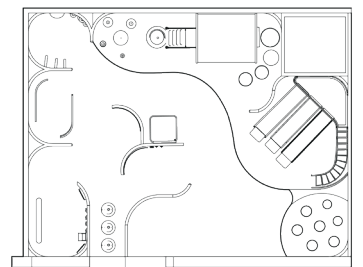
Designer

JAMI SPARANO
 Jami.Sparano@gmail.com
 JamiSparano.com

Scale

NTS

Plan Location



Notes

DRAWINGS FOR DESIGN INTENT ONLY

Page Number

EX.506

Graphics


Poster




Project



Client/Location

 **Museum of Science**
1 Museum Of Science Driveway,
Boston, MA 02114
Blue Wing on the lower level

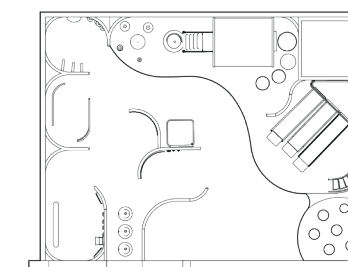
Designer

 **JAMI SPARANO**
Jami.Sparano@gmail.com
JamiSparano.com

Scale

NTS

Plan Location



Notes

DRAWINGS FOR DESIGN INTENT ONLY

Page Number

EX.507

Graphics


Billboard Advertisement




Project



Client/Location

 **Museum of Science**
1 Museum Of Science Driveway,
Boston, MA 02114
Blue Wing on the lower level

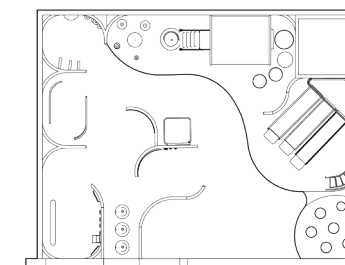
Designer

 **JAMI SPARANO**
Jami.Sparano@gmail.com
JamiSparano.com

Scale

NTS

Plan Location



Notes

DRAWINGS FOR DESIGN INTENT ONLY

Page Number

EX.508

Graphics


Interior Lobby Banner




Project



Client/Location

 **Museum of Science**
1 Museum Of Science Driveway,
Boston, MA 02114
Blue Wing on the lower level

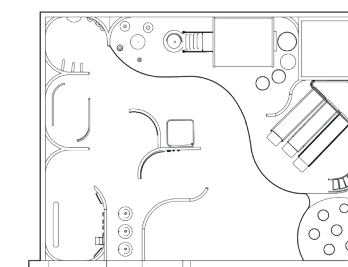
Designer

 **JAMI SPARANO**
Jami.Sparano@gmail.com
JamiSparano.com

Scale

NTS

Plan Location



Notes

DRAWINGS FOR DESIGN INTENT ONLY

Page Number

EX.509

Graphics


Boston T Wayfinding




Project



Client/Location

 **Museum of Science**
1 Museum Of Science Driveway,
Boston, MA 02114
Blue Wing on the lower level

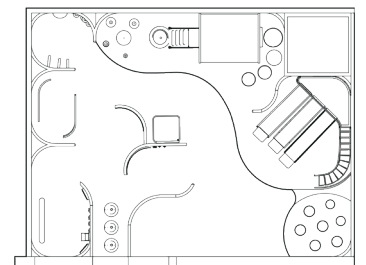
Designer

 **JAMI SPARANO**
Jami.Sparano@gmail.com
JamiSparano.com

Scale

NTS

Plan Location



Notes

DRAWINGS FOR DESIGN INTENT ONLY

Page Number

EX.510

Graphics

Docent Apparel



Docent Dress Code


All docents will receive Dickies brand white coveralls and white low-top Converse sneakers. Each pair of coveralls will have a custom embroidered Sound Playground logo and name patch so guests will be able to easily identify staff.

Staff will be exclusively stationed at the Frequency Slide with the addition of 1-2 floater staff to assist guests as needed.


Project



Client/Location

 **Museum of Science**
1 Museum Of Science Driveway,
Boston, MA 02114
Blue Wing on the lower level

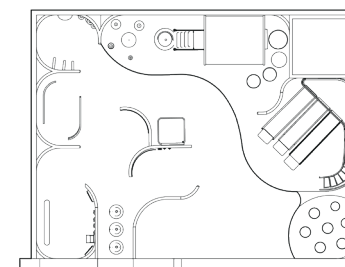
Designer

 **JAMI SPARANO**
Jami.Sparano@gmail.com
JamiSparano.com

Scale

NTS

Plan Location



Notes

DRAWINGS FOR DESIGN INTENT ONLY

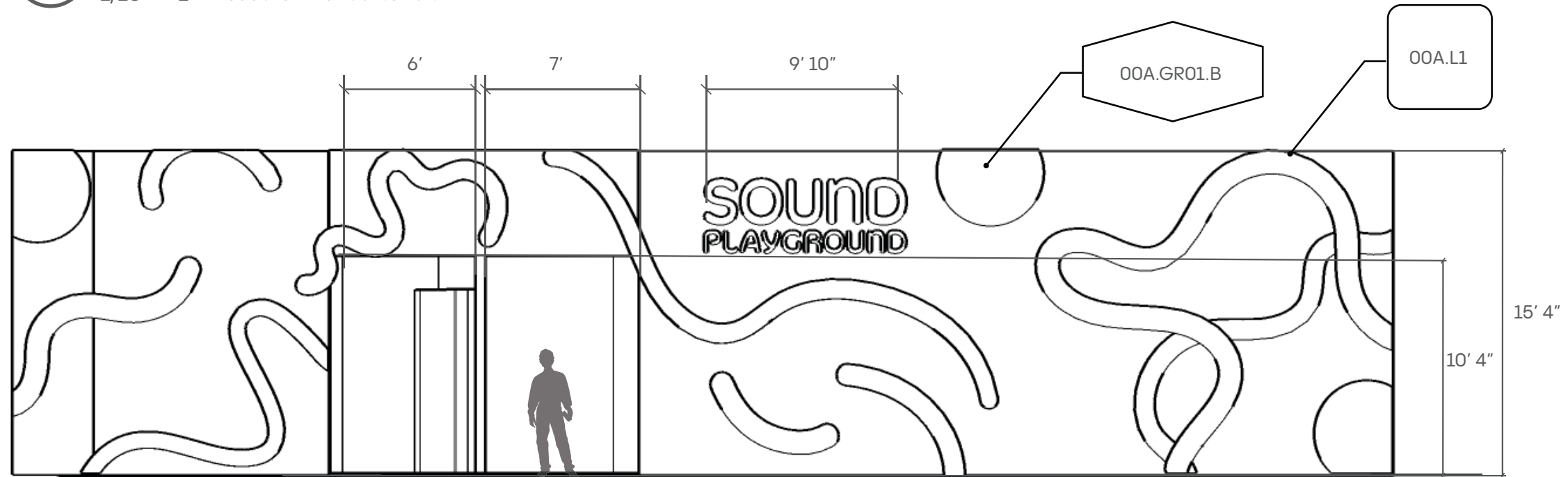
Page Number

EX.510

Design Drawings

Introduction Wall

1. Front Elevation
1/10" = 1' Introduction Wall 00A.GR01.B



2. Top View
1/10" = 1' Introduction Wall 00A.GR01.B

Project



Client/Location

Museum of Science
1 Museum Of Science Driveway,
Boston, MA 02114
Blue Wing on the lower level

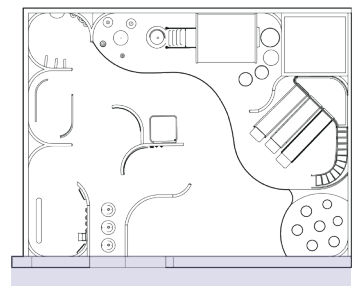
Designer

JAMI SPARANO
Jami.Sparano@gmail.com
JamiSparano.com

Scale

1/10" = 1'

Plan Location



Notes

DRAWINGS FOR DESIGN INTENT ONLY

Page Number

EX.600


Design Drawings

Entry Graphic 1



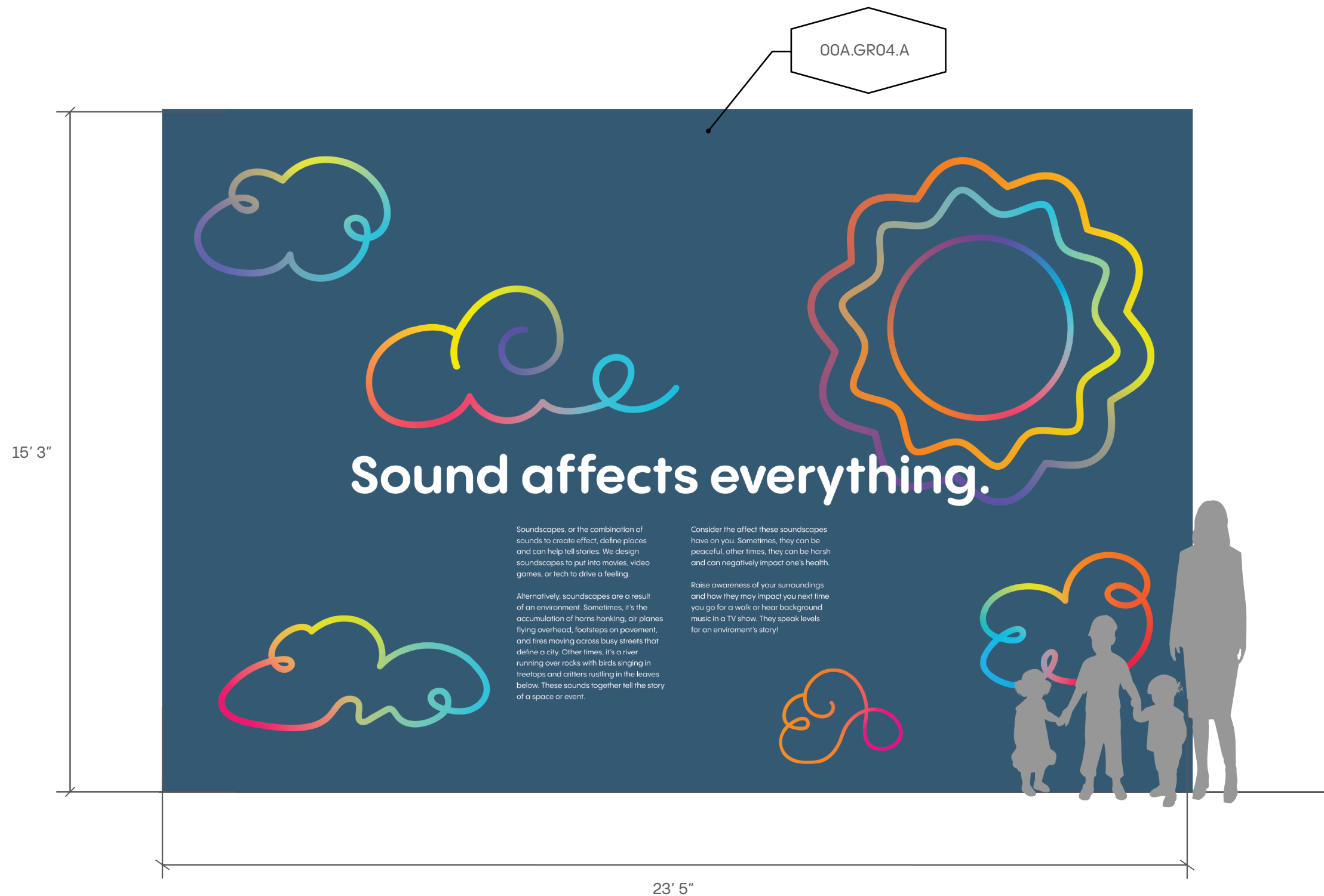
1. Front Elevation
 $\frac{1}{4}'' = 1'$ Introduction Graphic 00A.GR03.A

2. Side Elevation
 $\frac{1}{4}'' = 1'$ Introduction Graphic 00A.GR03.A

<p>Project</p> 
<p>Client/Location</p> <p>Museum of Science 1 Museum Of Science Driveway, Boston, MA 02114 Blue Wing on the lower level</p>
<p>Designer</p> <p>JAMI SPARANO Jami.Sparano@gmail.com JamiSparano.com</p>
<p>Scale</p> <p>$\frac{1}{4}'' = 1'$</p>
<p>Plan Location</p> 
<p>Notes</p> <p>DRAWINGS FOR DESIGN INTENT ONLY</p>
<p>Page Number</p> <p>EX.601</p>

Design Drawings

Entry Graphic 2



1. Front Elevation
 1/4" = 1' Introduction Graphic 00A.GR04.A

Project



Client/Location

Museum of Science
 1 Museum Of Science Driveway,
 Boston, MA 02114
 Blue Wing on the lower level

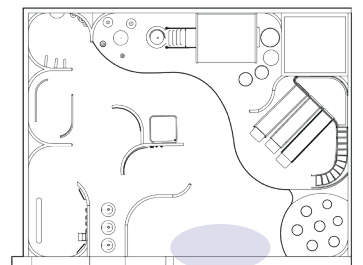
Designer

JAMI SPARANO
 Jami.Sparano@gmail.com
 JamiSparano.com

Scale

1/4" = 1'

Plan Location



Notes

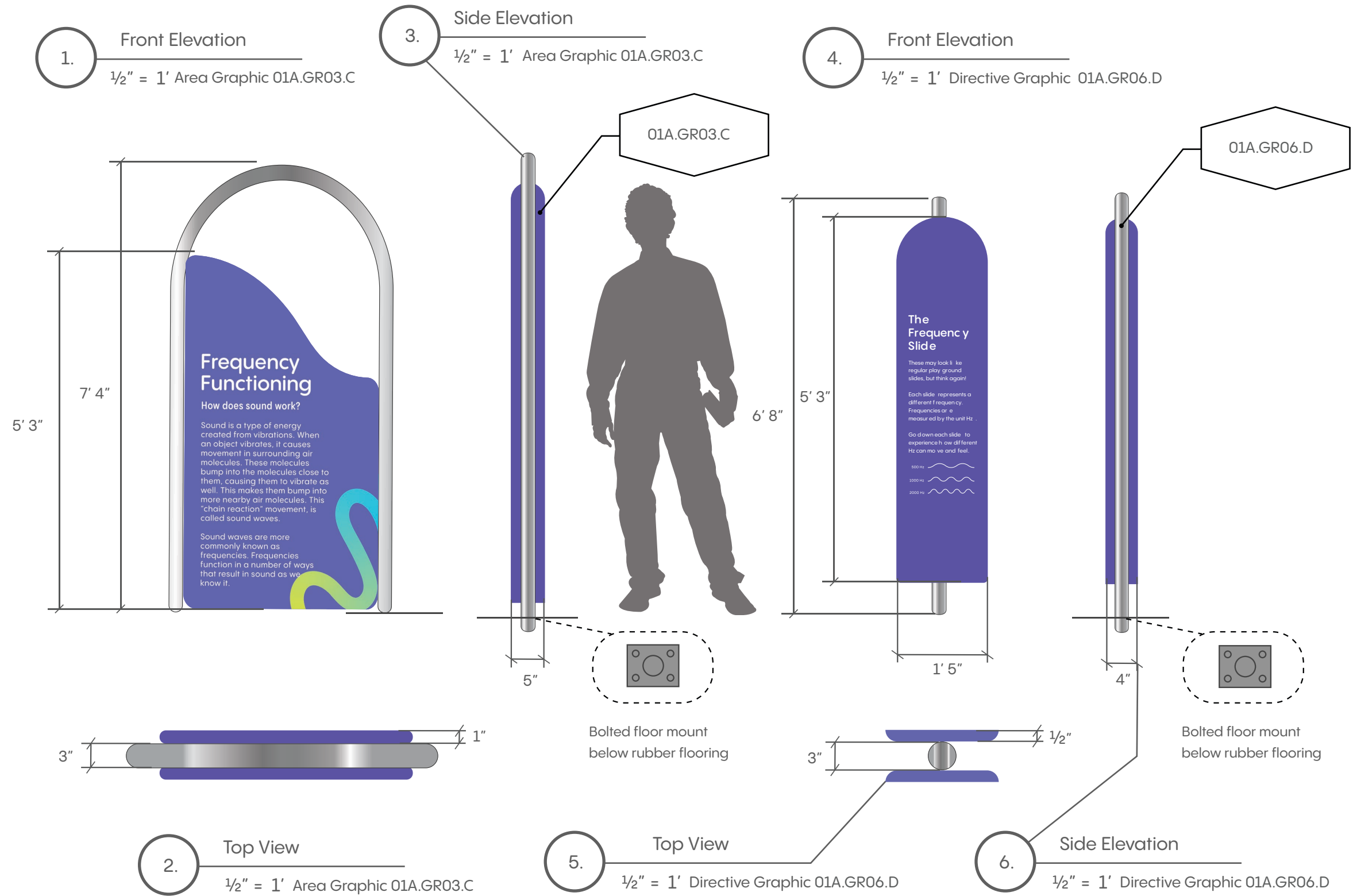
DRAWINGS FOR DESIGN INTENT ONLY

Page Number

EX.602

Design Drawings

Area + Directive Signage



Project

Client/Location

Museum of Science
 1 Museum Of Science Driveway,
 Boston, MA 02114
 Blue Wing on the lower level

Designer

JAMI SPARANO
 Jami.Sparano@gmail.com
 JamiSparano.com

Scale

$\frac{1}{2}'' = 1'$

Plan Location

Notes

DRAWINGS FOR DESIGN INTENT ONLY

Page Number

EX.603


Design Drawings




Project



Client/Location

 **Museum of Science**
 1 Museum Of Science Driveway,
 Boston, MA 02114
 Blue Wing on the lower level

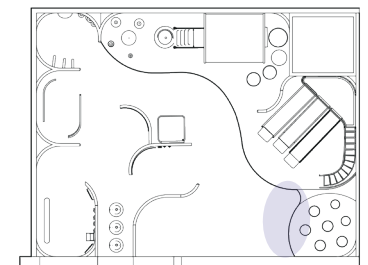
Designer

 **JAMI SPARANO**
 Jami.Sparano@gmail.com
 JamiSparano.com

Scale

NTS

Plan Location



Notes

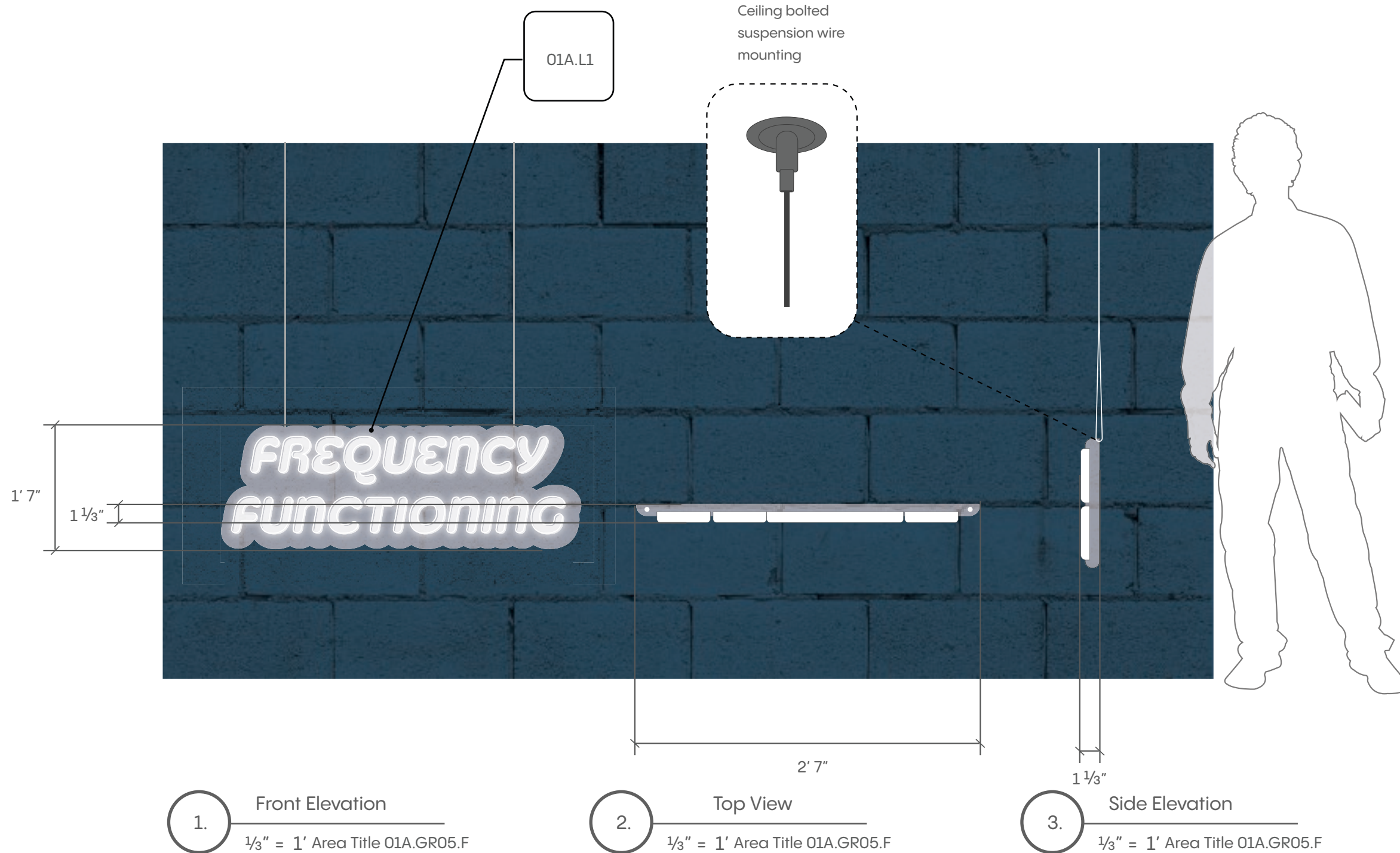
DRAWINGS FOR DESIGN INTENT ONLY

Page Number

EX.604

Design Drawings

Area Title



Project



Client/Location

Museum of Science
 1 Museum Of Science Driveway,
 Boston, MA 02114
 Blue Wing on the lower level

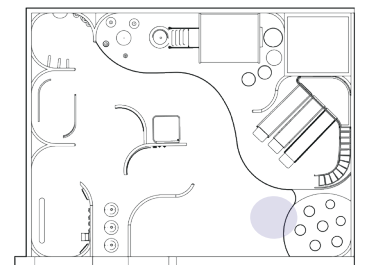
Designer

JAMI SPARANO
 Jami.Sparano@gmail.com
 JamiSparano.com

Scale

1/3" = 1'

Plan Location



Notes


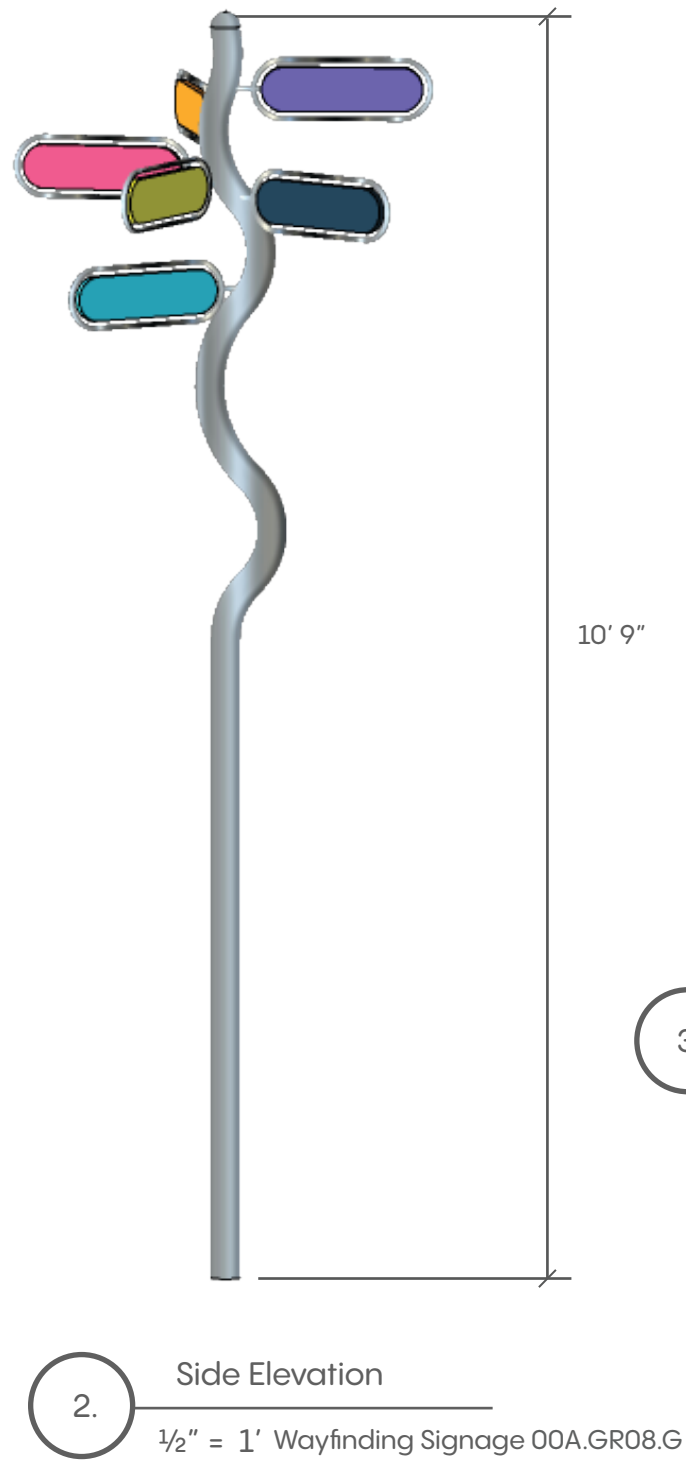
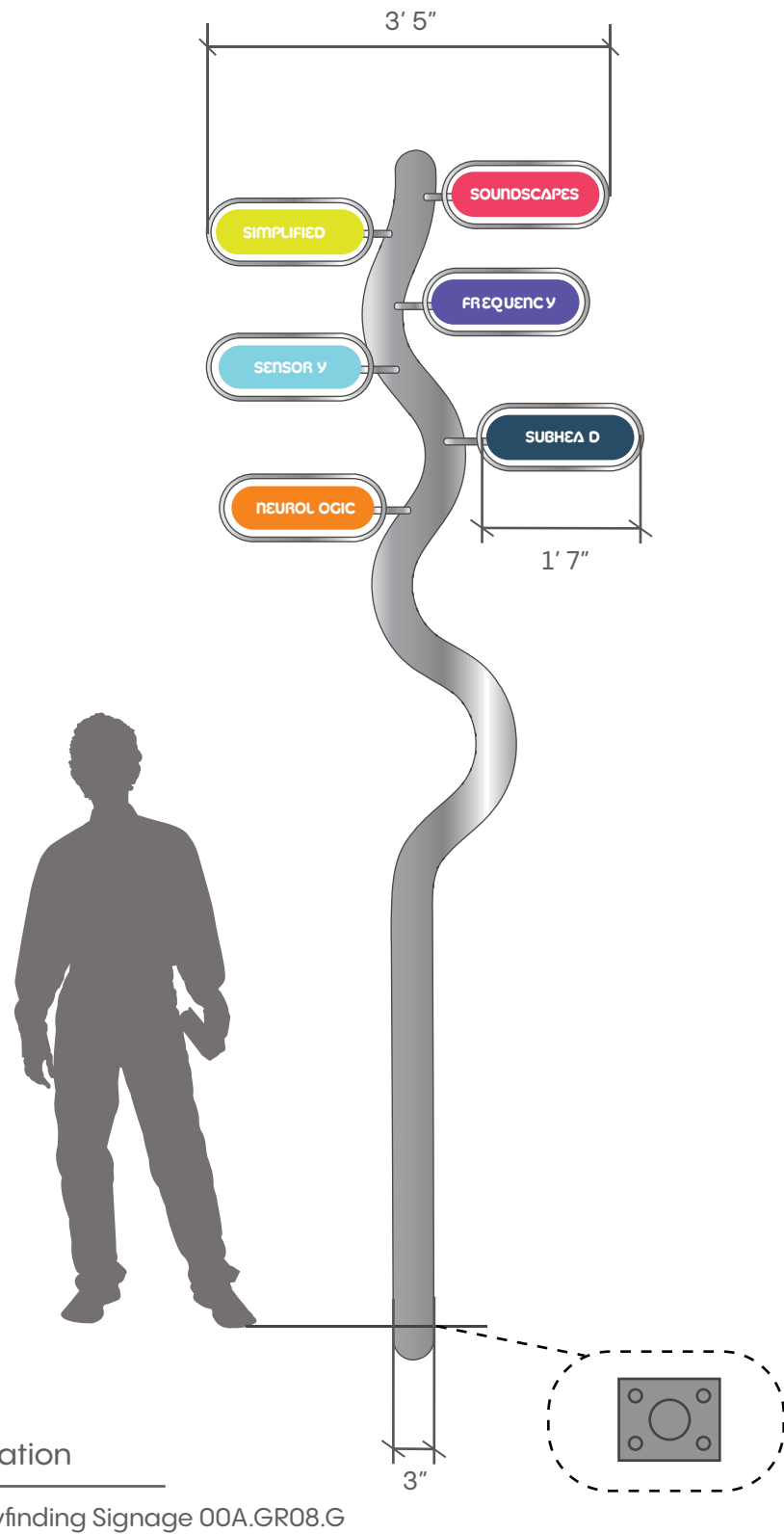
DRAWINGS FOR DESIGN INTENT ONLY

Page Number

EX.605

Design Drawings

Area + Directive Signage



Project

Client/Location

Museum of Science
 1 Museum Of Science Driveway,
 Boston, MA 02114
 Blue Wing on the lower level

Designer

JAMI SPARANO
 Jami.Sparano@gmail.com
 JamiSparano.com

Scale

$\frac{1}{2}'' = 1'$

Plan Location

Notes

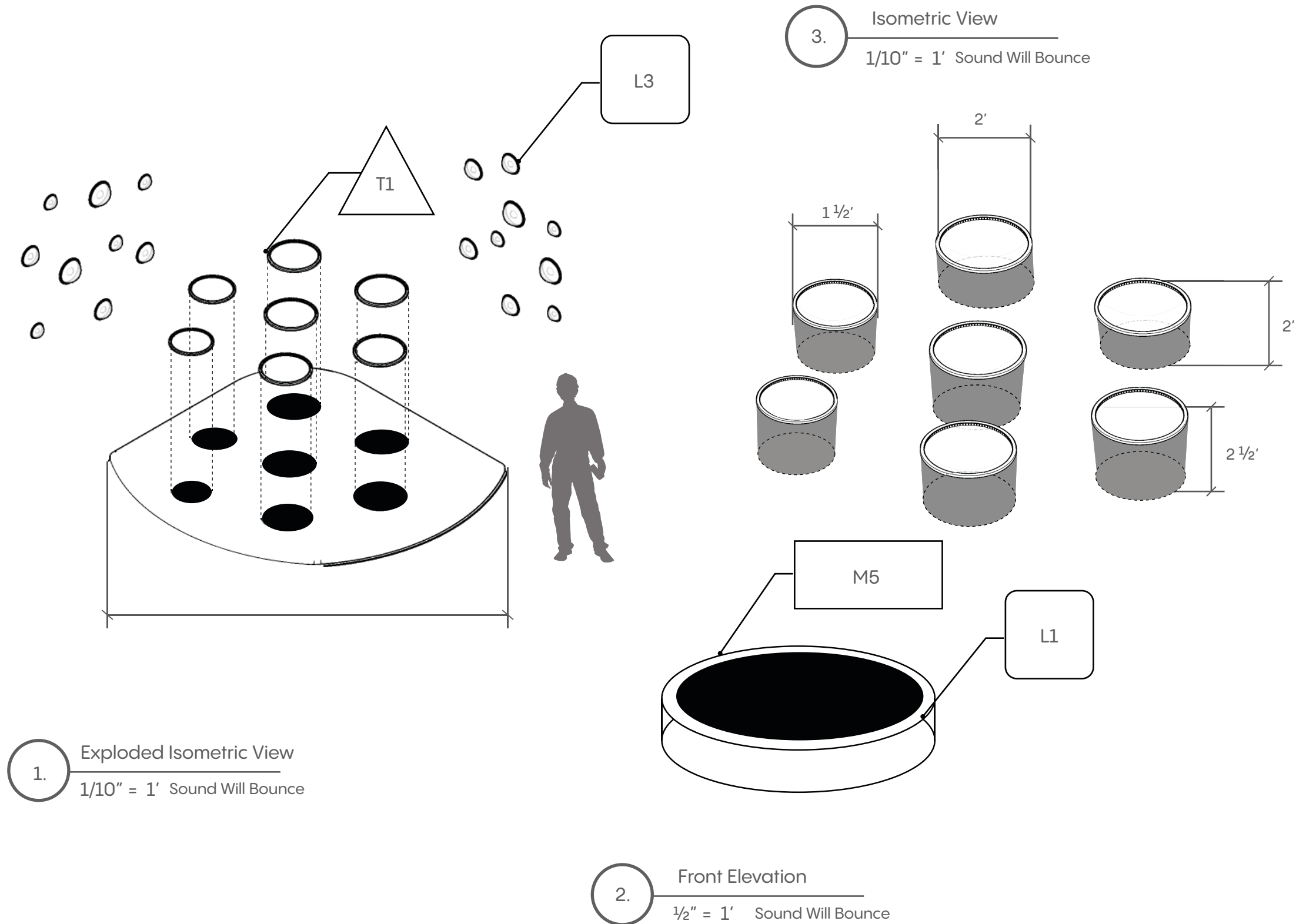
DRAWINGS FOR DESIGN INTENT ONLY

Page Number


EX.606

Design Drawings

Sound Will Bounce



Project



Client/Location

Museum of Science
 1 Museum Of Science Driveway,
 Boston, MA 02114
 Blue Wing on the lower level

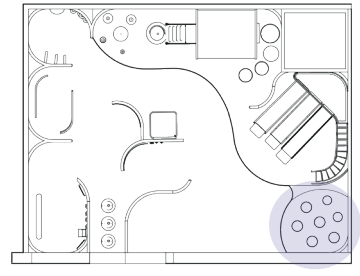
Designer

JAMI SPARANO
 Jami.Sparano@gmail.com
 JamiSparano.com

Scale

1/10" = 1' 1/2" = 1'

Plan Location



Notes

DRAWINGS FOR DESIGN INTENT ONLY

Page Number


EX.607




Project



Client/Location

 **Museum of Science**
1 Museum Of Science Driveway,
Boston, MA 02114
Blue Wing on the lower level

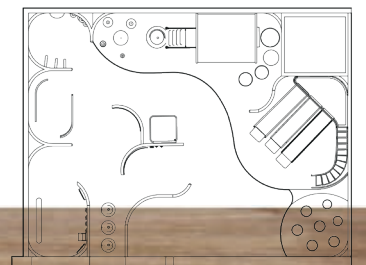
Designer

 **JAMI SPARANO**
Jami.Sparano@gmail.com
JamiSparano.com

Scale

NTS

Plan Location



Notes

DRAWINGS FOR DESIGN INTENT ONLY

Page Number

EX.700

Collateral


Headphones




Project



Client/Location

 **Museum of Science**
1 Museum Of Science Driveway,
Boston, MA 02114
Blue Wing on the lower level

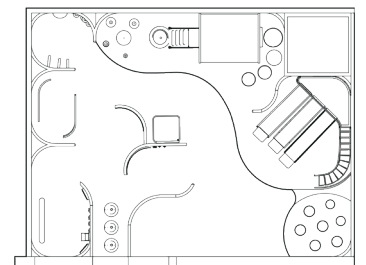
Designer

 **JAMI SPARANO**
Jami.Sparano@gmail.com
JamiSparano.com

Scale

NTS

Plan Location



Notes

DRAWINGS FOR DESIGN INTENT ONLY

Page Number

EX.701

Collateral


Jump Rope




Project



Client/Location

 **Museum of Science**
1 Museum Of Science Driveway,
Boston, MA 02114
Blue Wing on the lower level

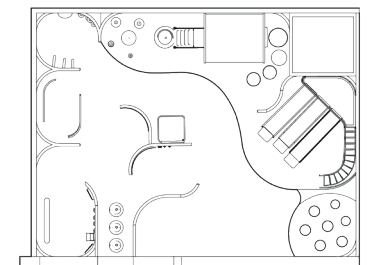
Designer

 **JAMI SPARANO**
Jami.Sparano@gmail.com
JamiSparano.com

Scale

NTS

Plan Location



Notes

DRAWINGS FOR DESIGN INTENT ONLY

Page Number

EX.702

Collateral


Socks




Project



Client/Location

 **Museum of Science**
1 Museum Of Science Driveway,
Boston, MA 02114
Blue Wing on the lower level

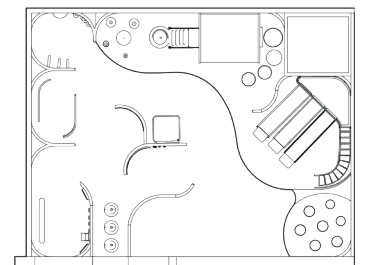
Designer

 **JAMI SPARANO**
Jami.Sparano@gmail.com
JamiSparano.com

Scale

NTS

Plan Location



Notes



DRAWINGS FOR DESIGN INTENT ONLY

Page Number

EX.703

Prototypes


Chladni Sandbox




Project



Client/Location

 **Museum of Science**
1 Museum Of Science Driveway,
Boston, MA 02114
Blue Wing on the lower level

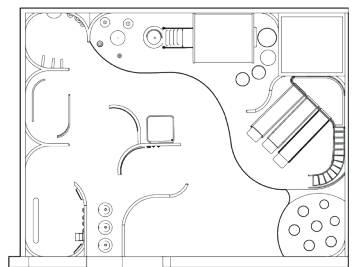
Designer

 **JAMI SPARANO**
Jami.Sparano@gmail.com
JamiSparano.com

Scale

NTS

Plan Location



Notes

DRAWINGS FOR DESIGN INTENT ONLY

Page Number

EX.705

Prototype

Emotion Composer




Playing sound bits off of midi keyboard when knobs are turned


Project



Client/Location

 **Museum of Science**
1 Museum Of Science Driveway,
Boston, MA 02114
Blue Wing on the lower level

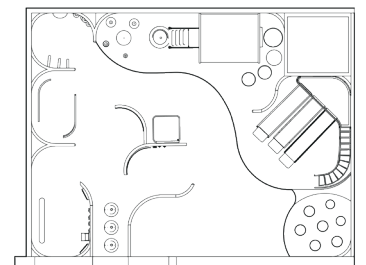
Designer

 **JAMI SPARANO**
Jami.Sparano@gmail.com
JamiSparano.com

Scale

NTS

Plan Location



Notes

DRAWINGS FOR DESIGN INTENT ONLY

Page Number

EX.706

This Design Development Package was created by Jami Sparano

In partial fulfillment of the requirements for the degree of
Master of Arts in Exhibition and Experience Design

December 2022

Peter Hyde, Professor

Brenda Cowan, Professor

Ted Nordlander, Professor

Christina Lyons, Chairperson

Dr. Brooke Carlson, Interim Dean, School of Graduate Studies



DESIGN DEVELOPMENT PACKAGE
GRADUATE THESIS

MA EXHIBITION AND EXPERIENCE DESIGN
FASHION INSTITUTE OF TECHNOLOGY

Jami Sparano
Copyright © 2022 by Jami Sparano
All Rights Reserved.